



SUZUKI
MARINE

Parts Book

DT90 89~97

DT100 89~99

PREFACE

When it becomes necessary to replace parts on SUZUKI OUTBOARD MOTORS, always use SUZUKI GENUINE PARTS which have passed a strict inspection which guarantees quality and performance.

This parts catalogue covers the list of all service parts for SUZUKI DT90 '89~'97 MODEL, DT100 '89~'99 MODEL.

INSTRUCTIONS FOR QUOTING THE CATALOGUE

1. DIMENSIONS

Dimensions of the parts in this catalogue are indicated in unit millimeters.

2. ABBREVIATIONS

Abbreviations used in this catalogue are as follows:

AR	: As required	NT	: Number of teeth
ASSY	: Assembly	OPT	: Optional
E.No.	: Engine number	OS	: Over size
F.No.	: Frame number	STD	: Standard
d	: Diameter of material	T	: Thickness
ID	: Inside diameter	US	: Under size
OD	: Outside diameter	W	: Width
L	: Length	S,L,UL,LL	: Transom Type
LH(PORT)	: Left hand side		
RH(STBD)	: Right hand side		
~123456	: Up to F.No.09001-123456		
123456~	: From F.No.09001-123456		
12 x 34 x 5.6 Figures in the description column		
	show the dimensions of parts.		
ID OD T(or W,L)			

→12345-56781 (Parts No.) : indicates that the parts number was changed to 12345-56781 and the new parts are interchangeable with the former ones but the former ones are not interchangeable with new ones.

←12345-56781 (Parts No.) : indicates that the former and new parts are interchangeable with each other and both are usable.

3. INNER PARTS OF ASSEMBLY

Part name with a dot (.) in front as shown in the description column indicates the component of the assembly also available individually.

4. MODIFICATION NOTICE

A parts bulletin will be sent to you on all occasions when changes in parts occur, including interchangeable modifications between new parts and old ones.

5. NOTE

5-1. There are some different parts from those of production models among spare parts for the administrative reasons and common use of them with other models.

5-2. In respect of rubber hoses and vinyl tubes, please be sure to use them by cutting off according to the length mentioned on parts catalogue or what is actually required on the vehicle.

5-3. Note that the drawings on the illustration page are for ready reference of spare parts number, not to be used as an assembly manual. When assembling, use "SUZUKI SERVICE MANUAL".

6. ENGINE NUMBER

DT90TC '89 MODEL : 09001-901008~
DT90TC '90 MODEL : 09001-011001~
DT90TC '91 MODEL : 09001-131001~
DT90TC '92 MODEL : 09001-231001~
DT90TC '93 MODEL : 09001-351001~
DT90TC '94 MODEL : 09001-461001~
DT90TC '95 MODEL : 09001-581001~
DT90TC '96 MODEL : 09001-651001~
DT90TC '97 MODEL : 09001-751001~

DT100TC '89 MODEL : 10001-901086~
DT100STC '89 MODEL : 10001-901086~
DT100TC '90 MODEL : 10001-011001~
DT100STC '90 MODEL : 10001-011001~
DT100TC '91 MODEL : 10001-131001~
DT100TC '92 MODEL : 10001-231001~
DT100TC '93 MODEL : 10001-351001~
DT100TC '94 MODEL : 10001-461001~
DT100TC '95 MODEL : 10001-581001~
DT100TC '96 MODEL : 10001-651001~
DT100TC '97 MODEL : 10001-751001~
DT100TC '98 MODEL : 10001-861001~
DT100TC '99 MODEL : 10001-971001~

FIG.1

FIG.1 (B-2) CYLINDER HEAD

Q'TY

REMARKS

REF.NO.	PART NO.	DESCRIPTION	Q'TY	REMARKS
1	11111-87E10-OED	HEAD, CYLINDER	2	
2	11130-94600	ZINC, PROTECTION	2	
3	11132-87E10	GASKET, ZINC	2	
4	11141-87E20	GASKET, CYLINDER HEAD	2	
5	11161-87E00-OED	COVER, CYLINDER HEAD	2	
6	11162-87E20	GASKET, CYLINDER HEAD COVER	2	
7	11261-87E00-OED	COVER, PROTECTION ANODE	2	
8-1	11265-87E00-H17	GASKET, PROTECTION ANODE	2	
8-2	11265-87E10	GASKET, PROTECTION ANODE	2	MODEL:92-99
9	09116-08109	BOLT (8X75)	28	
10	01550-06307	BOLT (6X30)	4	
11	01550-06407	BOLT (6X40)	4	
12	11291-87D00-OED	HOOK, ENGINE	1	
13	01550-08207	BOLT	1	
14-1	11210-87E04-OED	CYLINDER, STBD	1	
14-2	11210-87E10-OED	CYLINDER, STBD	1	MODEL:98,99
15	11220-87E03-OED	CYLINDER, PORT	1	
16	11228-87E10	GASKET, CYLINDER	2	
17	17670-87D10	THERMOSTAT	2	SEAL TYPE
18	17681-87D00-OED	COVER, THERMOSTAT	2	
19	17685-87D10	GASKET, THERMOSTAT COVER	2	
20	01550-06407	BOLT	8	
21-1	34870-94630	SENSOR, COOLING WATER R	1	MODEL:89,90
21-2	34870-87D10	SENSOR, COOLING WATER R	1	MODEL:91
22	34870-87D10	SENSOR, COOLING WATER L	1	MODEL:89,90
23	03212-05163	SCREW	4	
24	34820-94600	SENSOR, ENGINE TEMP	1	MODEL:89,90

COLOR : OED (GRAY)

DT90/100 E3

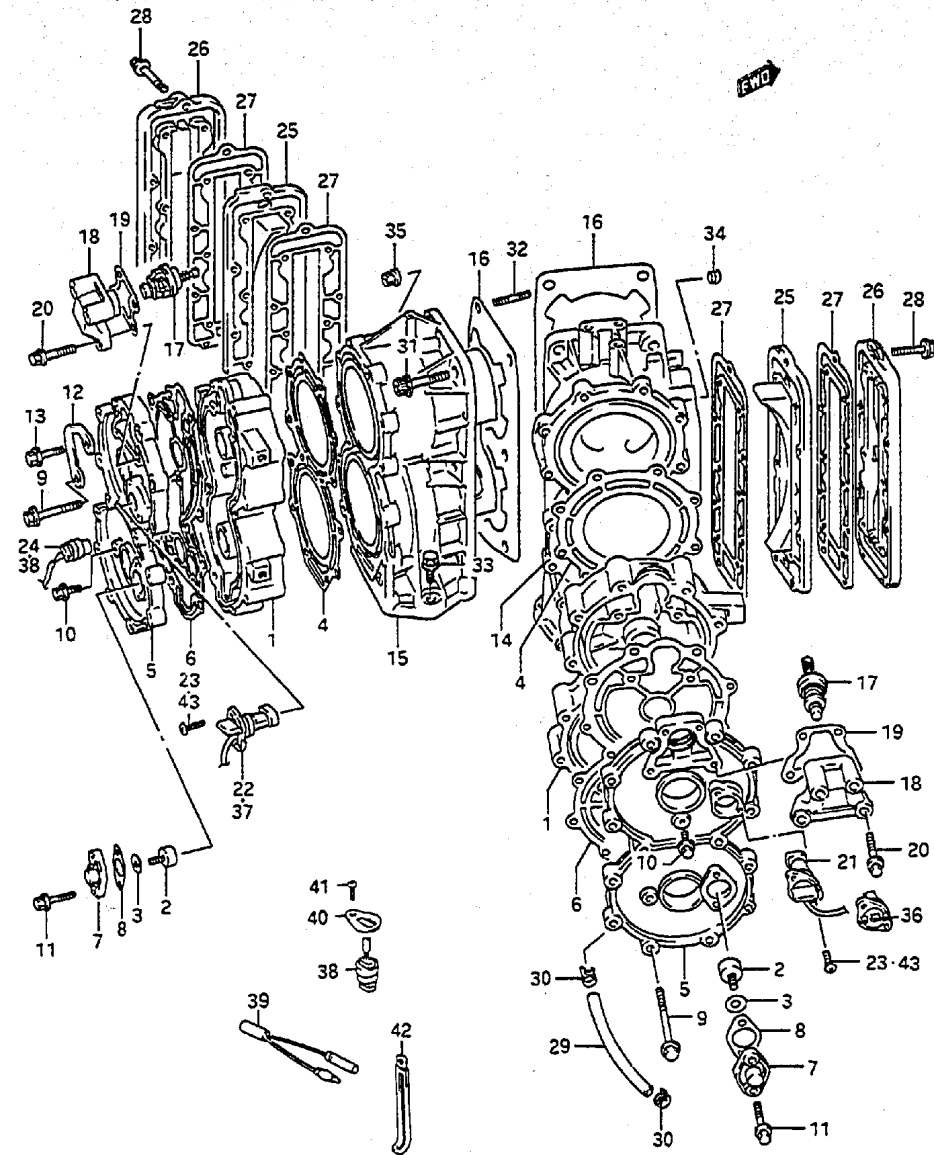


FIG.1

FIG.1 (B- 3) CYLINDER HEAD

Q'TY

REMARKS

REF.NO.	PART NO.	DESCRIPTION	Q'TY	REMARKS
25	14131-87E00	PLATE, EXHAUST	2	
26	14141-87E00-OED	COVER, EXHAUST	2	
27	14151-87E10	GASKET, EXHAUST COVER	4	
28	01550-06357	BOLT	26	
29	09352-50903-600	HOSE	1	L:600→150
30	09401-08411	CLIP	2	
31	09106-10053	BOLT (10X35)	6	
32	09108-10102	STUD BOLT	6	
33	09116-08100	BOLT (8X24)	2	
34	09246-04005	PLUG	1	
35	08316-10107	NUT	6	
36-1	34876-92E00	PLUG, WATER SENSOR HOLE	1	MODEL:91~97
36-2	34876-92E00	PLUG, WATER SENSOR HOLE	2	MODEL:98,99
37	34820-95D20	SENSOR, CYLINDER TEMP	1	MODEL:92~97
38-1	34850-95D00	SENSOR, HEAT	1	MODEL:92~94
38-2	34850-95D10	SENSOR, HEAT	1	DT90:581101~ DT100:581108~ MODEL:95~97
38-3	34830-92E10	SENSOR, CYLINDER TEMP	1	MODEL:98,99 W/SUPPORTER
38-4	34830-92E20	SENSOR, CYLINDER TEMP	1	MODEL:98,99
39	34851-87E00	LEAD, HEAT SNSR	1	MODEL:95~97
40	34853-94700	SUPPORTER, HEAT SNSR	1	MODEL:95~99
41-1	09125-06069	SCREW	1	~MODEL:94
41-2	09125-06069	SCREW	2	MODEL:95~99
42-1	09404-06432	CLAMP	2	MODEL:95~99
42-2	09404-08205	CLAMP	2	MODEL:95~99
43	03212-05163	SCREW	4	MODEL:98,99

COLOR : OED (GRAY)

DT90/100 E3

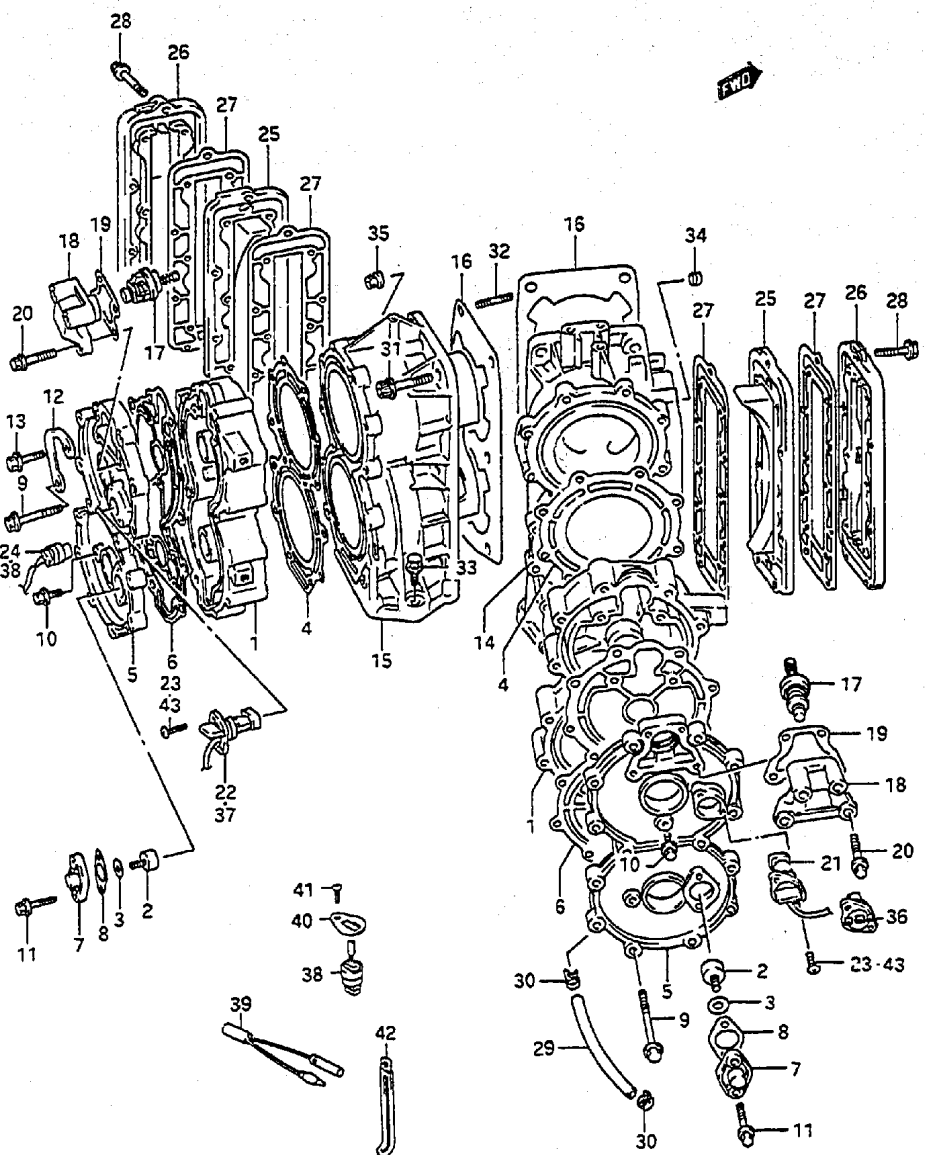


FIG.2

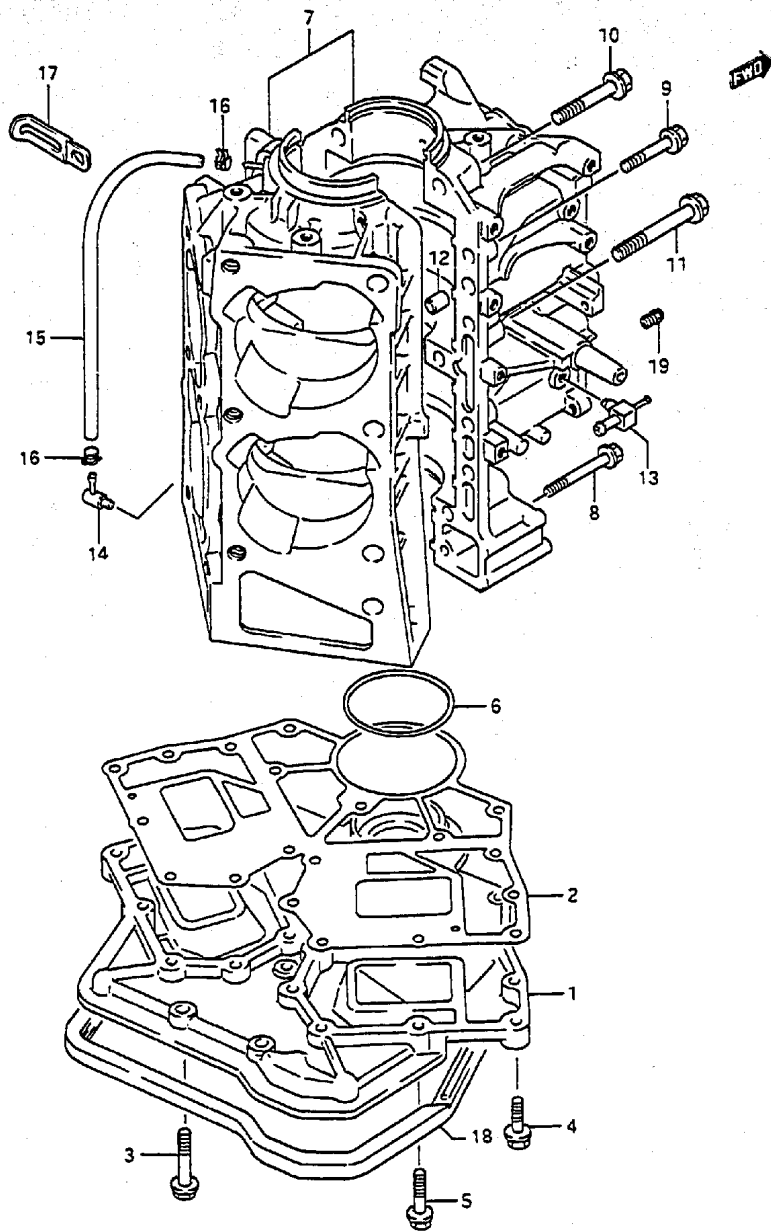


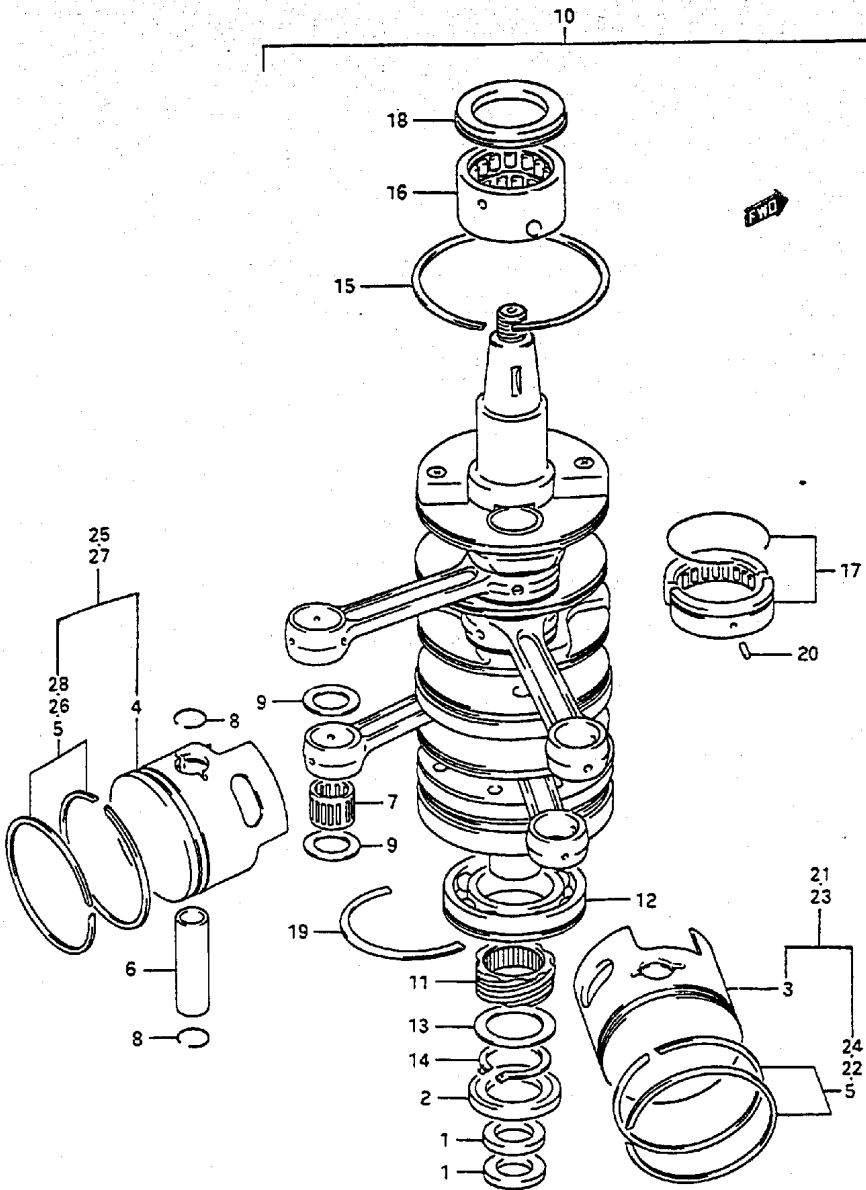
FIG.2 (B- 4) CRANK CASE

REF.NO.	PART NO.	DESCRIPTION	Q-TY	REMARKS
1	11431-87E00-OED	HOUSING, UNDER OIL SEAL	1	
2	11433-87E30	GASKET, UNDER OIL SEAL HSG	1	
3	09116-08097	BOLT (L:50)	7	
4	09116-08098	BOLT (L:40)	4	
5	09116-08099	BOLT (L:30)	3	
6	09280-80002	O RING	1	
7-1	11300-87E22-OED	CRANKCASE ASSY	1	--MODEL:95
7-2	11300-87E11-OED	CRANKCASE ASSY	1	MODEL:96-99
8	01550-06507	.BOLT	2	
9	01550-08357	.BOLT	8	
10	01550-10507	.BOLT	2	
11	01550-10757	.BOLT	4	
12	04211-11129	.PIN	2	
13-1	16710-87D01	.VALVE, CHECK	4	--MODEL:94
13-2	16721-87E00	.NIPPLE, OIL HOSE	4	MODEL:95
14-1	16710-98600	.VALVE, CHECK	1	
14-2	16710-95D10	.VALVE, CHECK	1	MODEL:98,99
15	09355-25705-600	HOSE, LUBRICATION	1	L:600-380
16	09401-06405	CLIP	2	
17	09404-08207	CLAMP	1	
18	61113-87E00	SEAL, LOWER COVER LOWER	1	
19-1	16710-87E10	VALVE, CHECK	2	
19-2	16710-87E10	VALVE, CHECK	1	MODEL:98,99

COLOR : OED (GRAY)

FIG.3

FIG.3 (B- 5) CRANKSHAFT



REF.NO.	PART NO.	DESCRIPTION	QTY	REMARKS
1	09282-22003	SEAL	2	
2	09283-35030	SEAL	1	
3	12110-87E02	PISTON, STBD	2	
4	12120-87E02	PISTON, PORT	2	
5	12140-87D02	RING SET, PISTON	4	
6	12151-87E01	PIN, PISTON	4	
7	09263-20072	BEARING, PISTON PIN	4	
8	09381-20003	CIRCLIP	8	
9-1	08211-20341	WASHER	8	
9-2	09181-20251	WASHER	8	MODEL:96-99
10	12200-87E01	CRANKSHAFT ASSY	1	
11	16321-87E00	.GEAR, OIL PUMP DRIVE	1	
12	09262-40003	.BEARING, CRANKSHAFT UPPER	1	
13	09181-35167	.WASHER	1	
14	08331-31356	.CIRCLIP	1	
15	12323-87E00	RING, CRANKSHAFT SEAT	6	
16	09269-40004	BEARING	1	
17	09269-40005	BEARING	1	
18	09283-40020	SEAL	1	
19	09390-80002	C RING	1	
20	04221-04089	PIN	2	
21	12100-87E02-025	PISTON SET, STBD (OS:0.25)	2	OPT
22	12140-95320-025	.RING SET, PISTON (OS:0.25)	2	OPT
23	12100-87E02-050	PISTON SET, STBD (OD:0.50)	2	OPT
24	12140-95320-050	.RING SET, PISTON (OS:0.50)	2	OPT
25	12190-87E02-025	PISTON SET, PORT (OS:0.25)	2	OPT
26	12140-95320-025	.RING SET, PISTON (OS:0.25)	2	OPT
27	12190-87E02-050	PISTON SET, PORT (OS:0.50)	2	OPT
28	12140-95320-050	.RING SET, PISTON (OS:0.50)	2	OPT

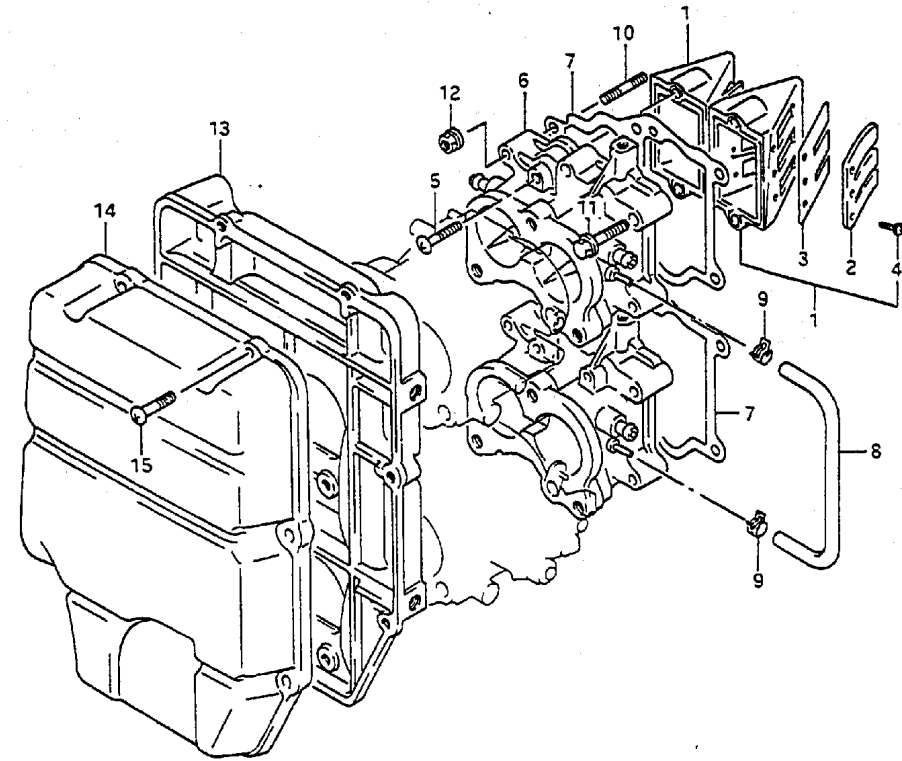
FIG. 4

FIG. 4 (B- 6) INLET CASE

Q'TY

REF.NO.	PART NO.	DESCRIPTION	Q'TY	REMARKS
1	13150-87E01	VALVE ASSY, REED	4	
2	13152-87E01	.STOPPER, REED VALVE	8	
3	13153-87E00	.VALVE, REED	8	
4	02112-33063	.SCREW	24	
5	09125-05075	SCREW	8	
6-1	13110-87E10-OED	CASE, INLET	2	MODEL:89-95
6-2	13110-87E20-OED	CASE, INLET	2	MODEL:96,97
6-3	13111-87E20-OED	CASE, INLET	2	MODEL:98,99
7	13121-87E10	GASKET, INLET CASE	1	
8	09352-50903-600	HOSE	2	L:600→170 ~MODEL:97
9	09401-08411	CLIP	4	~MODEL:97
10-1	01421-06307	STUD BOLT	4	
10-2	01421-06357	STUD BOLT	4	MODEL:96-99
11	01550-06357	BOLT	8	
12	08316-10067	NUT	4	
13	13811-87E02	CASE, SILENCER	1	
14	13812-87E00	COVER, SILENCER	1	
15	02142-06257	SCREW	6	

COLOR : OED (GRAY)



← FWD

FIG.5

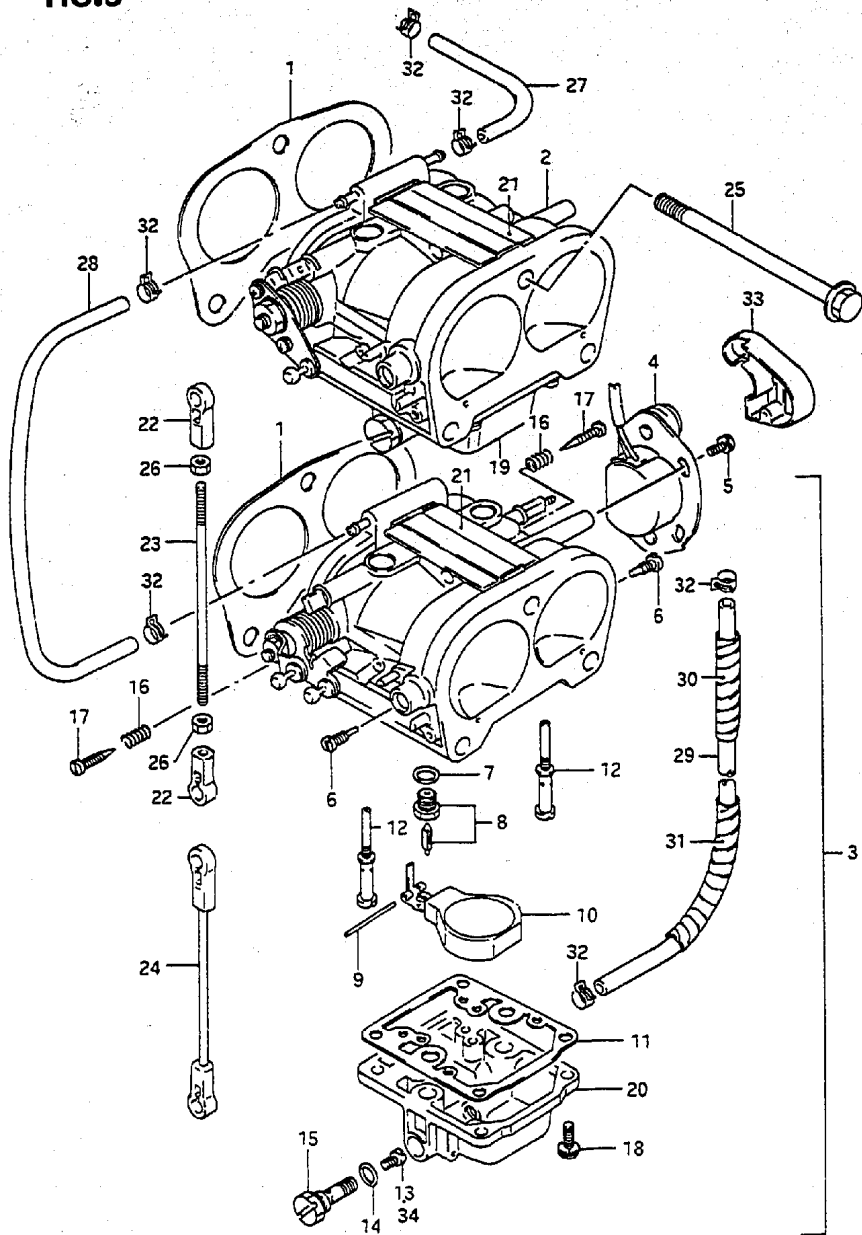


FIG.5 (B-7) CARBURETOR (DT90 ~MODEL:97)

REF.NO.	PART NO.	DESCRIPTION	Q'TY	REMARKS
1	13125-87E00	GASKET, CARBURETOR	2	
2	13201-87E90	CARBURETOR, TOP	1	
3	13202-87E90	CARBURETOR, 2ND	1	
4	37810-87D13	.SENSOR, THROTTLE VALVE	1	
5	13691-87D00	.SCREW	3	
6-1	09492-90002	.JET, PILOT (#80)	4	
6-2	09492-85001	.JET, PILOT (#85)	4	MODEL:96,97
7	13392-58600	.GASKET, NEEDLE VALVE	2	
8	13370-87D00	.NEEDLE VALVE ASSY	2	
9	13254-87D00	.PIN	2	
10	13250-87D00	.FLOAT ASSY	2	
11	13251-87D20	.GASKET	2	
12	13235-87D20	.MAIN NOZZLE	4	
13	09491-26013	.JET, MAIN (#132.5)	4	
14	13247-87D00	.O RING, HOLDER	4	
15	13246-87D10	.JET HOLDER ASSY	4	
16	13268-96111	.SPRING	1	
17	13279-90000	.ADJUSTER	4	
18	13249-95520	.SCREW	8	
19	13245-87D10	.FLOAT BOWL ASSY	1	#1
20	13245-87D00	.FLOAT BOWL ASSY	1	#2
21-1	13224-87D00	.PLATE	2	
21-2	13224-87D10	.PLATE	2	MODEL:94~97
22	19131-95502	CONNECTOR, CARBURETOR	2	MODEL:89~91
23	19136-95300	ROD, CARBURETOR	1	MODEL:89~91
24	13510-87E00	ROD, THROTTLE (CARB TO CARB)	1	MODEL:92~97
25	09103-08188	BOLT (8X115)	6	
26	09140-05005	NUT	2	MODEL:89~91

REFER TO FIG.6(B-9) FOR DT100

DT90/100 E3

FIG.5

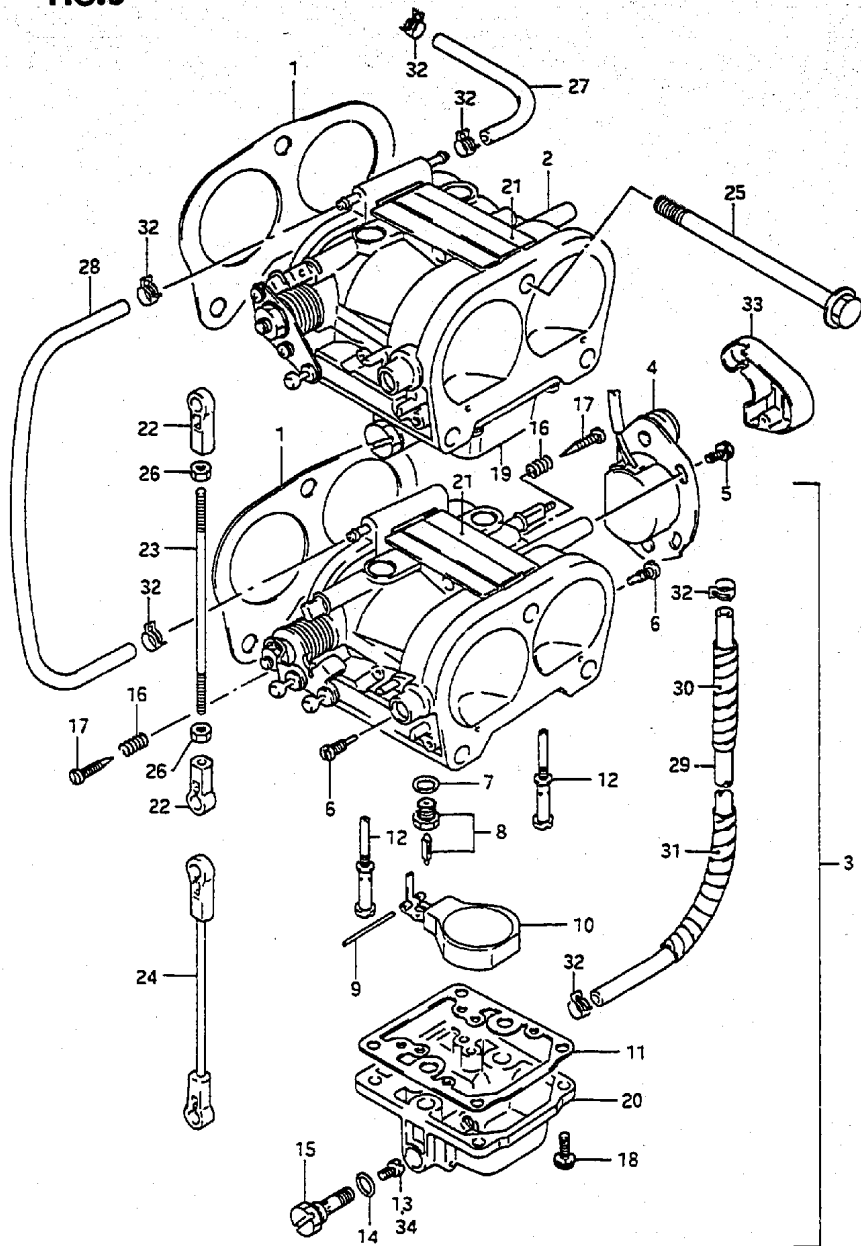


FIG.5 (B- 8) CARBURETOR (DT90 ~MODEL:97)

Q'TY

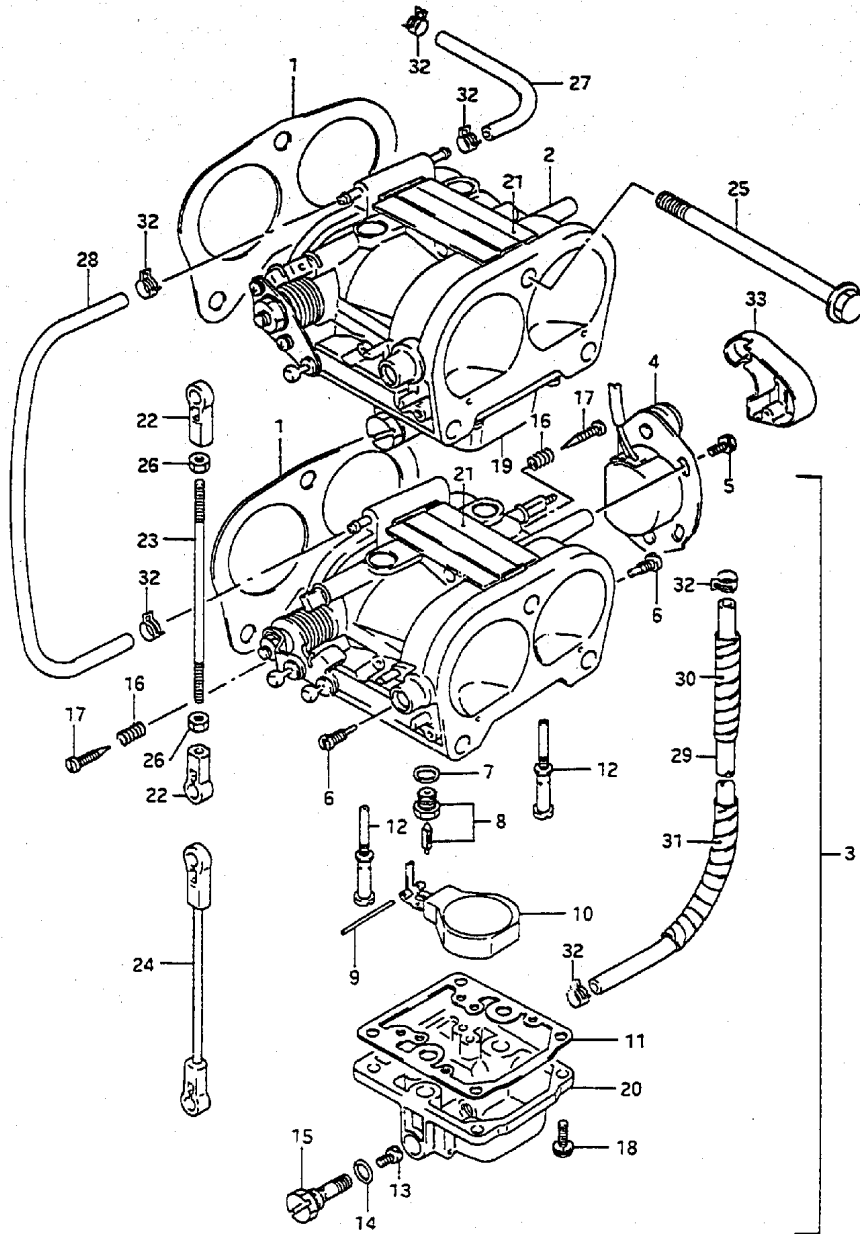
REMARKS

REF.NO.	PART NO.	DESCRIPTION	Q'TY	REMARKS
27	09355-40805-600	HOSE (START TO 1ST CARB)	1	L:600→120
28	09355-40805-600	HOSE (CARB TO CARB)	1	L:600→220
29-1	09355-40805-600	HOSE	1	L:600→380 ~MODEL:95
29-2	09355-40805-600	HOSE (OVER FLOW)	1	L:600→440 MODEL:97
30	16911-92E20	PROTECTOR	1	L:540→80 ~MODEL:95
31-1	16911-92E20	PROTECTOR	1	L:540→90 ~MODEL:95
31-2	16911-92E20	PROTECTOR	1	L:540→65 MODEL:97
32	09401-07403	CLIP	6	
33	37815-87D10	COVER, THROTTLE VALVE SNSR	1	
34-1	09491-25014	JET, MAIN (#125)	1	OPT
34-2	09491-26016	JET, MAIN (#130)	1	OPT
34-3	09491-27007	JET, MAIN (#137.5)	1	OPT
35	13910-87D00	REPAIR KIT, CARBURETOR	1	OPT NOT SHOWN

DT90/100 E3

FIG.6

FIG.6 (B- 9) CARBURETOR (DT100)

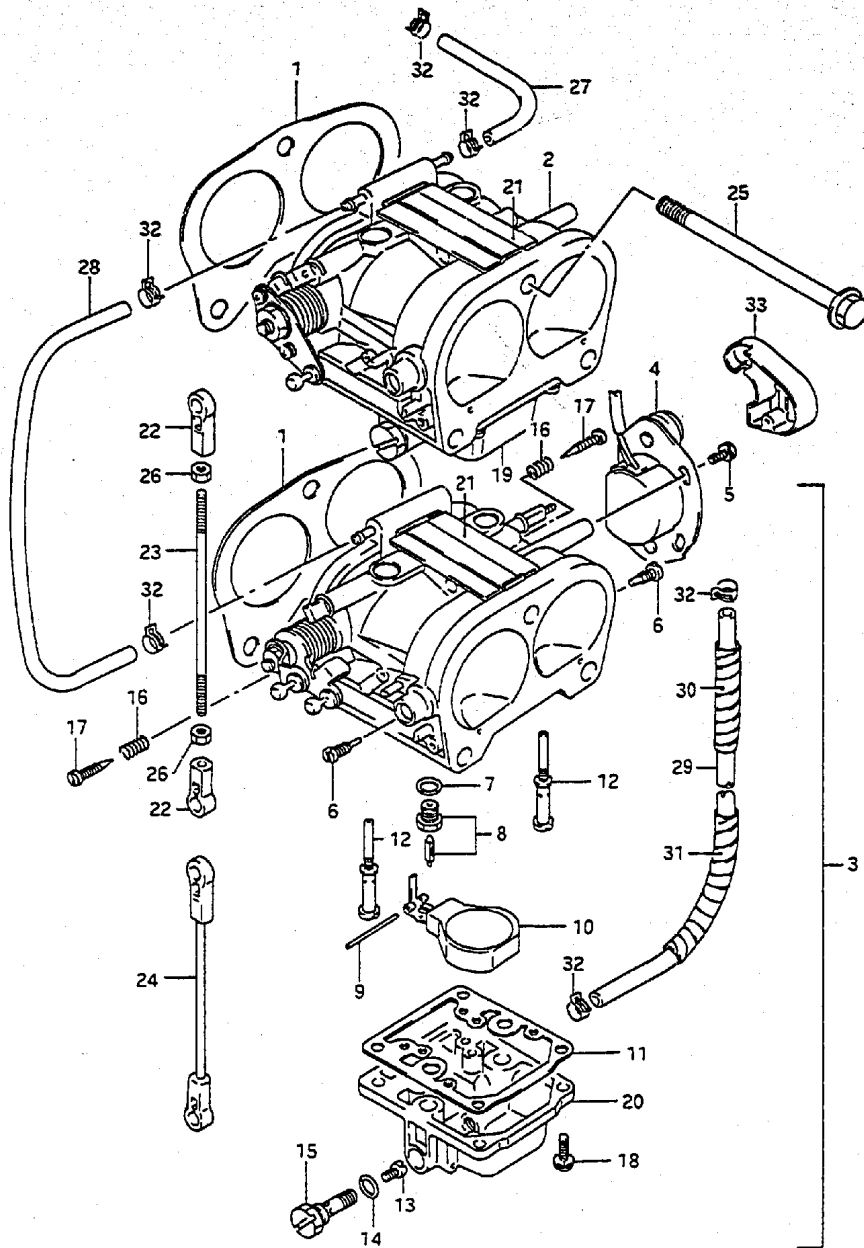


REF.NO.	PART NO.	DESCRIPTION	QTY	REMARKS
1-1	13125-87E00	GASKET, CARBURETOR	2	
1-2	13125-87D10	GASKET, CARBURETOR	2	MODEL:98,99
2-1	13201-87E80	CARBURETOR, TOP	1	
2-2	13201-87EA0	CARBURETOR, TOP	1	MODEL:98,99
3-1	13202-87E80	CARBURETOR, 2ND	1	
3-2	13202-87EA0	CARBURETOR, 2ND	1	MODEL:98,99
4	37810-87D13	.SENSOR, THROTTLE VALVE	1	#2
5	13691-87D00	.SCREW	3	
6-1	09492-77001	.JET, PILOT (#77.5)	4	
6-2	09492-72002	.JET, PILOT (#72.5)	4	MODEL:96,97
6-3	09492-67004	.JET, PILOT (#67.5)	2	#1,#2 RH,MODEL:98,99
6-4	09492-72004	.JET, PILOT (#72.5)	2	#1,#2 LH,MODEL:98,99
7	13392-58600	.GASKET, NEEDLE VALVE	2	
8	13370-87D00	.NEEDLE VALVE ASSY	2	
9	13254-87D00	.PIN	2	
10	13250-87D00	.FLOAT ASSY	2	
11	13251-87D20	.GASKET	2	
12-1	13235-87E00	.MAIN NOZZLE	4	~MODEL:97
12-2	13235-87E10	.MAIN NOZZLE	2	#1,#2 RH MODEL:98,99
12-3	13235-87E20	.MAIN NOZZLE	1	#1 LH,MODEL:98,99
12-4	13235-87E00	.MAIN NOZZLE	1	#2 LH,MODEL:98,99
13-1	09491-33004	.JET, MAIN (#165)	4	~MODEL:97
13-2	09491-32013	.JET, MAIN (#160)	1	#1 RH,MODEL:98,99
13-3	09491-33011	.JET, MAIN (#165)	1	#1 LH,MODEL:98,99
13-4	09491-32013	.JET, MAIN (#160)	1	#2 RH,MODEL:98,99
13-5	09491-30010	.JET, MAIN (#150)	1	#2 LH,MODEL:98,99
14	13247-87D00	.O RING, HOLDER	4	
15	13246-87D10	.JET HOLDER ASSY	4	
16	13268-96111	.SPRING	4	
17	13279-90000	.ADJUSTER	4	

DT90/100 E3

FIG.6

FIG.6 (B-10) CARBURETOR (DT100)



REF.NO.	PART NO.	DESCRIPTION	Q-TY	REMARKS
18-1	13249-95520	.SCREW	8	~MODEL:97
18-2	13249-95520	.SCREW	4	#1,MODEL:98,99
18-3	02112-75207	.SCREW (5X20)	2	#2,MODEL:98,99
18-4	13249-95520	.SCREW	2	#2,MODEL:98,99
19	13245-87D10	.FLOAT BOWL ASSY	1	#1
20	13245-87D00	.FLOAT BOWL ASSY	1	#2
21-1	13224-87D00	.PLATE	2	
21-2	13224-87D10	.PLATE	2	MODEL:94~99
22	19131-95502	CONNECTOR, CARBURETOR	2	MODEL:89~91
23	19136-95300	ROD, CARBURETOR	1	MODEL:89~91
24	13510-87E00	ROD, THROTTLE (CARB TO CARB)	1	MODEL:92~99
25	09103-08188	BOLT (8X115)	6	
26	09140-05005	NUT	2	MODEL:89~91
27	09355-40805-600	HOSE (START TO 1ST CARB)	1	L:600~120
28	09355-40805-600	HOSE (CARB TO CARB)	1	L:600~220
29-1	09355-40805-600	HOSE (OVER FLOW)	1	L:600~380 ~MODEL:95
29-2	09355-40805-600	HOSE (OVER FLOW)	1	L:600~440 MODEL:96~99
30	16911-92E20	PROTECTOR	1	L:540~80 ~MODEL:95
31-1	16911-92E20	PROTECTOR	1	L:540~90 ~MODEL:95
31-2	16911-92E20	PROTECTOR	1	L:540~65 MODEL:96~99
32	09401-07403	CLIP	6	
33	37815-87D10	COVER, THROTTLE VALVE SNSR	1	
34	13910-87D00	REPAIR KIT, CARBURETOR	1	OPT NOT SHOWN

DT90/100 E3

FIG.7

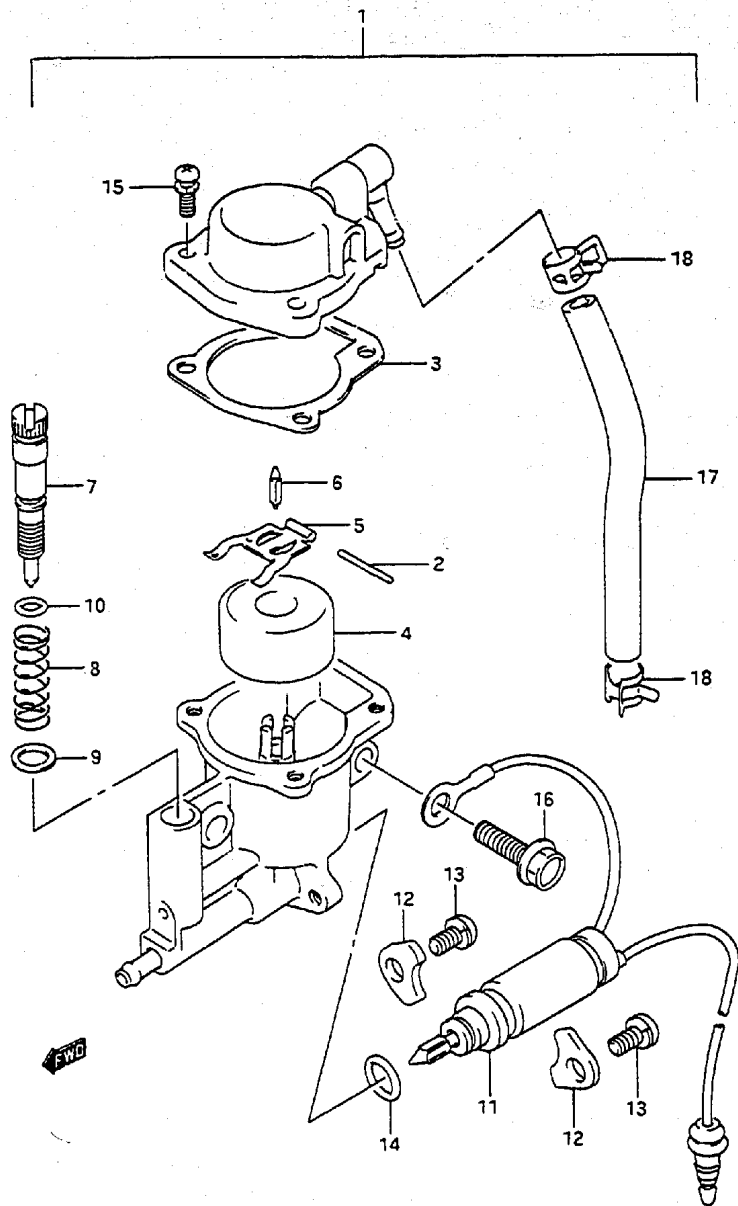


FIG.7 (B-11) VALVE STARTER

REF.NO.	PART NO.	DESCRIPTION	QTY	REMARKS
1	13400-87D12	VALVE ASSY, STARTER	1	
2	13254-98410	.PIN	1	
3	13265-94360	.GASKET	1	
4	13270-94350	.FLOAT	1	
5	13282-94350	.ARM	1	
6	13371-98300	.NEEDLE ASSY	1	
7-1	13425-87D00	.ADJUSTER	1	
7-2	13425-87D10	.ADJUSTER	1	MODEL:93~99
8-1	13422-87D00	.SPRING	1	
8-2	13268-96111	.SPRING	1	MODEL:93~99
9-1	13421-87D00	.WASHER	1	
9-2	13421-87D10	.WASHER	1	MODEL:93~99
10-1	13278-02340	.O RING	1	
10-2	13414-87D00	.O RING	1	MODEL:93~99
11	13428-87D20	.SOLENOID	1	
12	13434-87D10	.PLATE	2	
13	13435-87D00	.SCREW	2	
14	09280-08014	.O RING	1	
15	13249-93900	.SCREW	4	
16	02162-06207	BOLT	2	
17	09352-50903-600	HOSE (PUMP TO STARTER)	1	L:600~110
18	09401-08411	CLIP	2	

FIG.8

FIG.8 (C-2) FUEL PUMP (-MODEL:95)

Q'TY

REMARKS

REF.NO.	PART NO.	DESCRIPTION	Q'TY	REMARKS
1	15100-87D10	PUMP ASSY, FUEL	1	
2	15100-72B12	.DIAPHRAGM SET	1	
3	15142-68010	..GASKET, FUEL PUMP	1	
4	15182-68011	..SPRING	1	
5	15165-93010	.O RING	1	
6-1	15410-95530	FILTER, FUEL	1	->15410-95531
6-2	15410-95531	FILTER, FUEL	1	MODEL:95 ->15410-95540
7-1	15430-93410	.STRAINER SET	1	FOR 15410-95530
7-2	15430-93411	.STRAINER SET	1	FOR 15410-95531
7A	15415-93400	..O RING	1	
8	15413-93400	.CUP	1	
11	09352-50903-600	HOSE (1ST TO 3 WAY)	1	L:600->70
12	09352-50903-600	HOSE (2ND TO 3 WAY)	1	L:600->150
13	09355-70125-600	HOSE (FILTER TO PUMP)	1	L:600->220
14	09355-70125-600	HOSE (CONN TO FLTR)	1	L:600->220
15	09355-70125-600	HOSE (PUMP TO 3 WAY)	1	L:600->320
16	09367-06003	3 WAY	1	
17	09401-08411	CLIP	6	
18	09401-11407	CLIP	4	
19	01550-06207	BOLT	2	
20	08310-00087	NUT	1	
21	08322-01087	WASHER	1	
22	15410-95540	FILTER, FUEL	1	
23	15430-87D10	.STRAINER SET	1	
24	15413-87D10	.CUP	1	

REFER TO FIG.8A(C-3) FOR MODEL:96~99

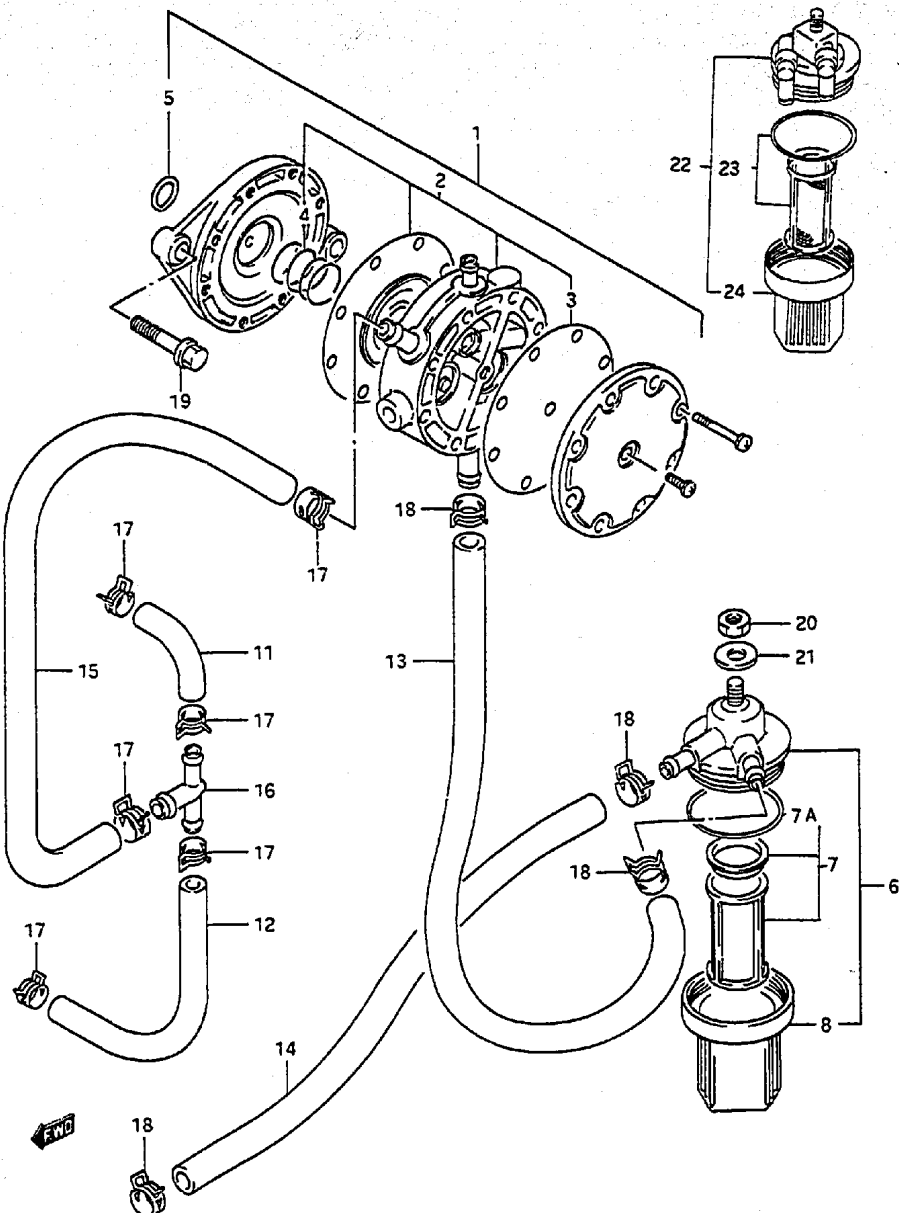


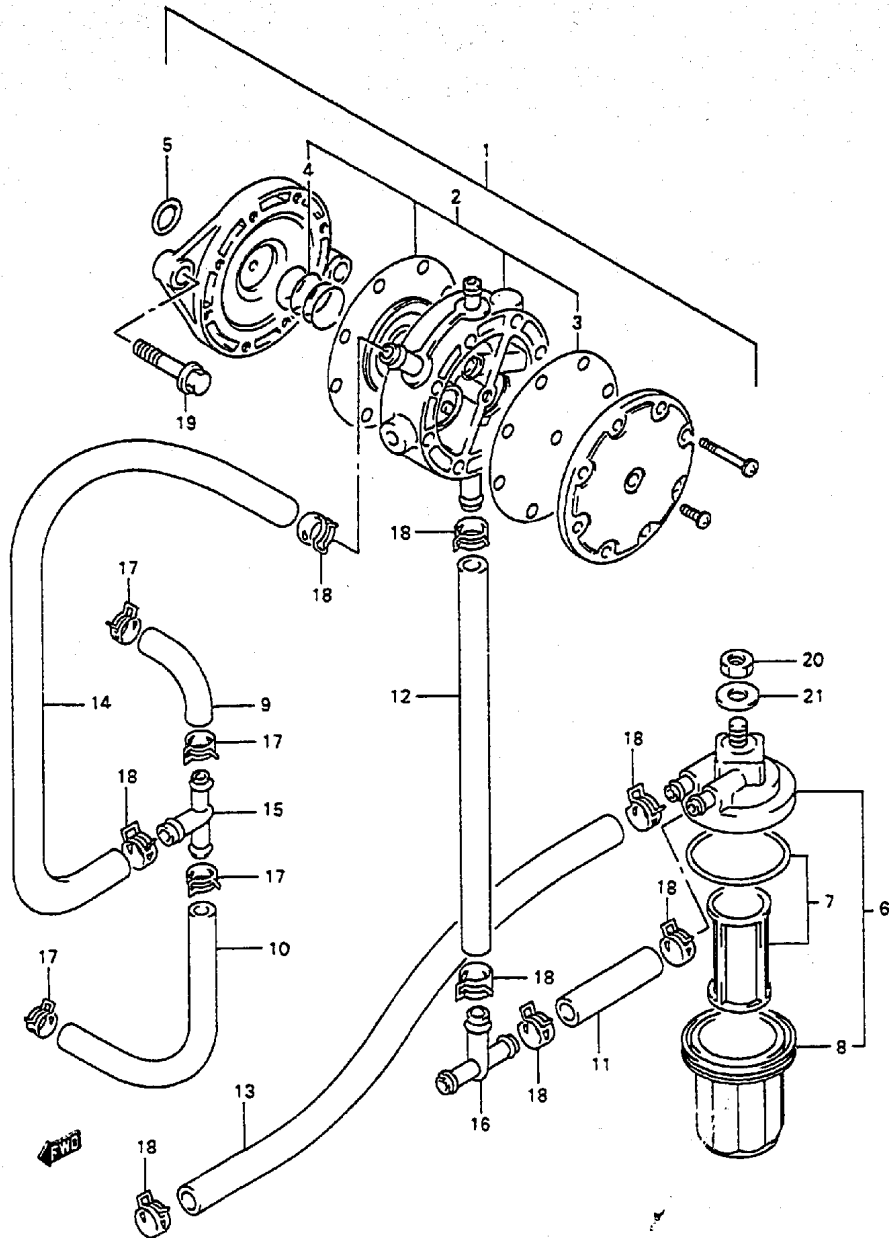
FIG. 8A

FIG. 8A (C- 3) FUEL PUMP (MODEL:96-99)

QTY

REMARKS

REF.NO.	PART NO.	DESCRIPTION	QTY	REMARKS
1	15100-87D10	PUMP ASSY, FUEL	1	
2	15100-72812	.DIAPHRAGM SET	1	
3	15142-68010	..GASKET, FUEL PUMP	1	
4	15182-68011	..SPRING	1	
5	15165-93010	.O RING	1	
6	15410-95540	FILTER, FUEL	1	
7	15430-87D10	.ELEMENT SET	1	
8	15413-87D10	.CUP	1	
9	09352-50903-600	HOSE, FUEL (1ST TO 3 WAY)	1	L:600-70
10	09352-50903-600	HOSE, FUEL (2ND TO 3 WAY)	1	L:600-150
11	09355-70125-600	HOSE, FUEL (FILTER TO 3 WAY)	1	L:600-50
12	09355-70125-600	HOSE, FUEL (3 WAY TO PUMP)	1	L:600-70
13	09355-70125-600	HOSE, FUEL (CONN TO FLTR)	1	L:600-220
14	09355-70125-600	HOSE, FUEL (PUMP TO CARB)	1	L:600-320
15	09367-06003	3 WAY (PUMP TO CARB)	1	
16	09367-08005	3 WAY (FLTR TO PUMP)	1	
17	09401-08411	CLIP	4	
18	09401-11407	CLIP	8	
19	02162-06207	BOLT	2	
20	08310-00087	NUT	1	
21	U8322-01087	WASHER	1	



DT90/100 E3

FIG.9

FIG.9 (C-4) OIL PUMP (-MODEL:95)

QTY

REMARKS

REF.NO.	PART NO.	DESCRIPTION	QTY	REMARKS
1	16100-87E11	PUMP ASSY, OIL	1	
1A	13432-33100	.WASHER	1	
1B	16195-87D00	.PIN	1	
1C	16198-87D00	.O RING	1	
1D	16091-94900	.BOLT	1	
1E	16092-92440	.GASKET	1	
2	16250-94710	SENSOR, OIL	1	
3	16331-87D01	GEAR, OIL PUMP	1	
4	16340-87E00	RETAINER, OIL PUMP	1	
6	16731-95520	GASKET, RETAINER	1	
7	19131-95502	CONNECTOR, OIL PUMP CONTROL	2	
8	19136-95300	ROD, OIL PUMP CONTROL	1	
9	09119-06067	BOLT (6X30)	2	
10	09140-05005	NUT	2	
11	08322-01067	WASHER	2	
12	16710-92E01	VALVE, CHECK (SINGLE)	2	
13	16710-94641	VALVE, CHECK (DOUBLE)	2	
14	16911-92E20	PROTECTOR	9	
15	09351-25703-600	HOSE (VALVE TO NOZZLE)	4	L:600-60
16-1	09351-25703-600	HOSE, OIL PUMP OUT #1	1	L:600-100
16-2	09355-25705-600	HOSE, OIL PUMP OUT #1	1	L:600-100,MODEL:91-95
17-1	09351-25703-600	HOSE, OIL PUMP OUT #2	1	L:600-120
17-2	09355-25705-600	HOSE, OIL PUMP OUT #2	1	L:600-120,MODEL:91-95
18-1	09351-25703-600	HOSE, OIL PUMP OUT #3	1	L:600-230
18-2	09355-25705-600	HOSE, OIL PUMP OUT #3	1	L:600-230,MODEL:91-95
19-1	09351-25703-600	HOSE, OIL PUMP OUT #4	1	L:600-260
19-2	09355-25705-600	HOSE, OIL PUMP OUT #4	1	L:600-260,MODEL:91-95
20-1	09351-50803-600	HOSE (SENSOR TO PUMP)	1	L:600-50
20-2	09352-50903-600	HOSE (SENSOR TO PUMP)	1	L:600-50,MODEL:91-95

REFER TO FIG.9A(C-6) FOR MODEL:96-99

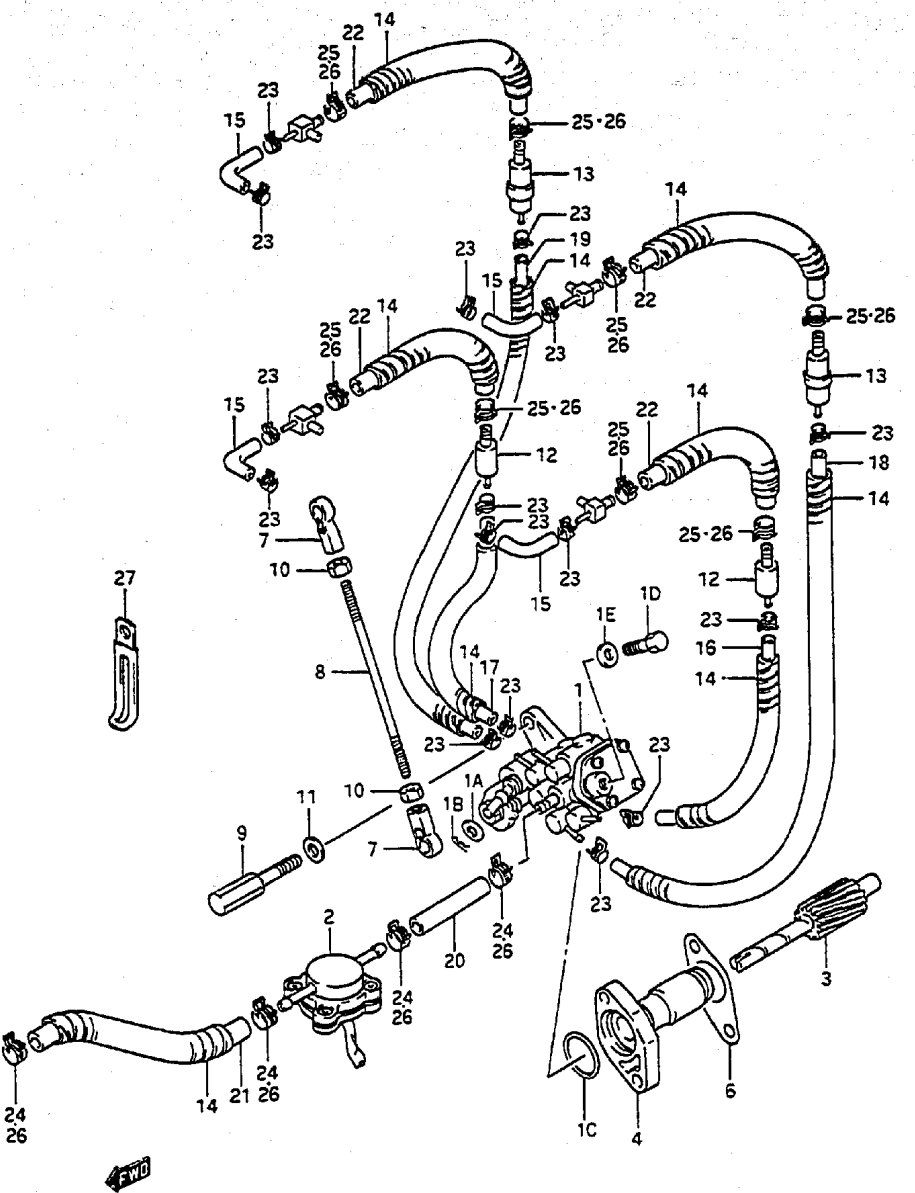


FIG.9

FIG.9 (C-5) OIL PUMP

Q'TY

REMARKS

REF.NO.	PART NO.	DESCRIPTION	Q'TY	REMARKS
21-1	09351-50803-600	HOSE (TANK TO SENSOR)	1	L:600→210
21-2	09352-50903-600	HOSE (TANK TO SENSOR)	1	L:600→210,MODEL:91~95
22	09352-50903-600	HOSE	4	L:600→90
23	09401-06405	CLIP	16	
24	09401-08409	CLIP	4	MODEL:90
25	09401-08411	CLIP	8	MODEL:90
26	09401-08411	CLIP	12	MODEL:91~95
27	09404-08206	CLAMP	1	

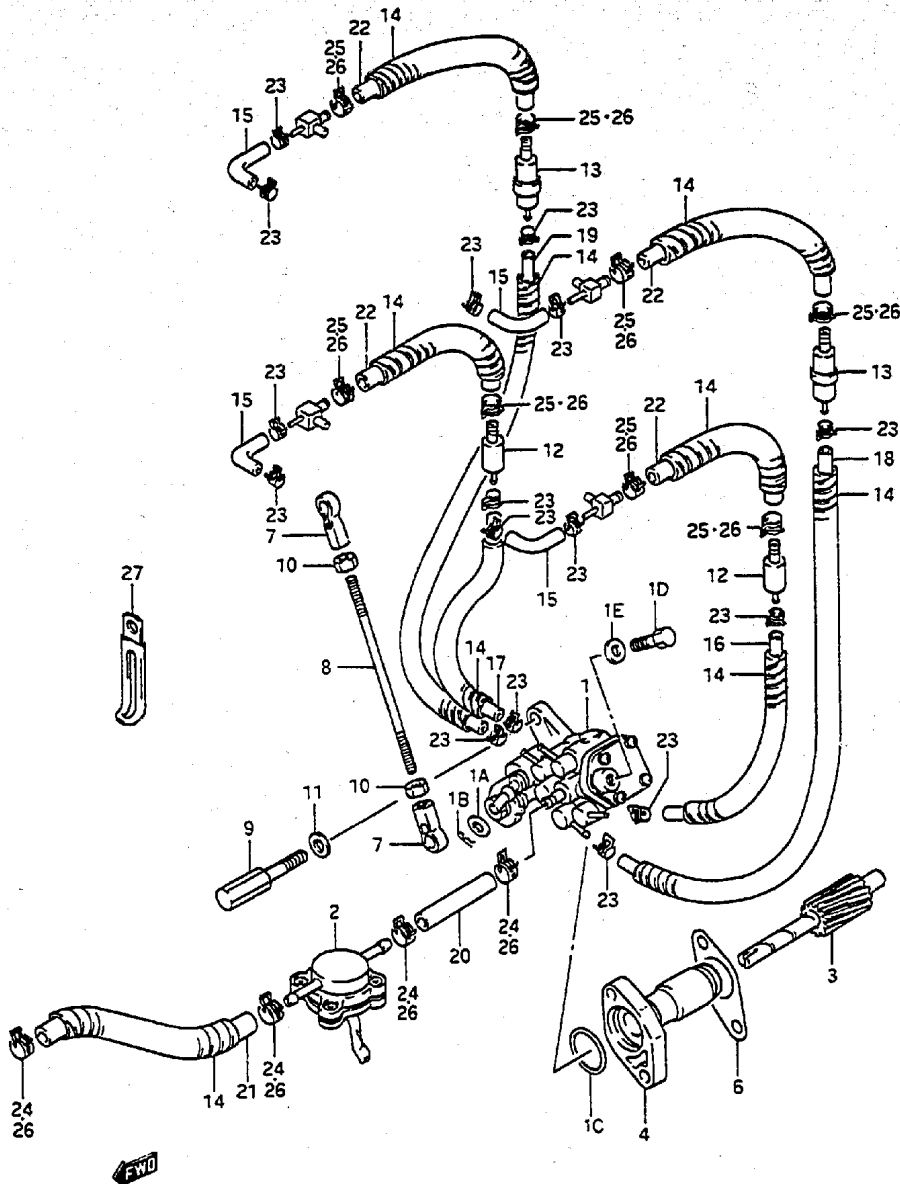
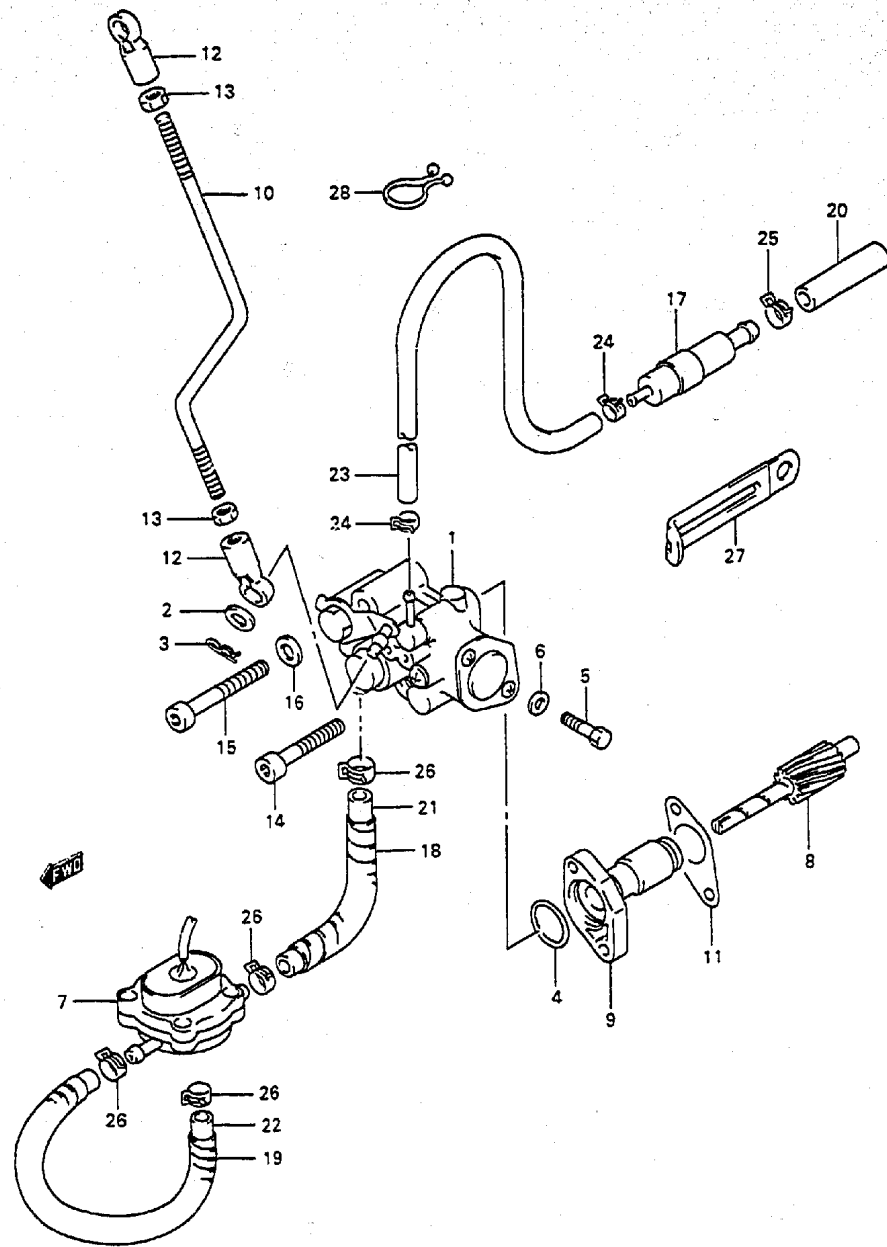


FIG.9A

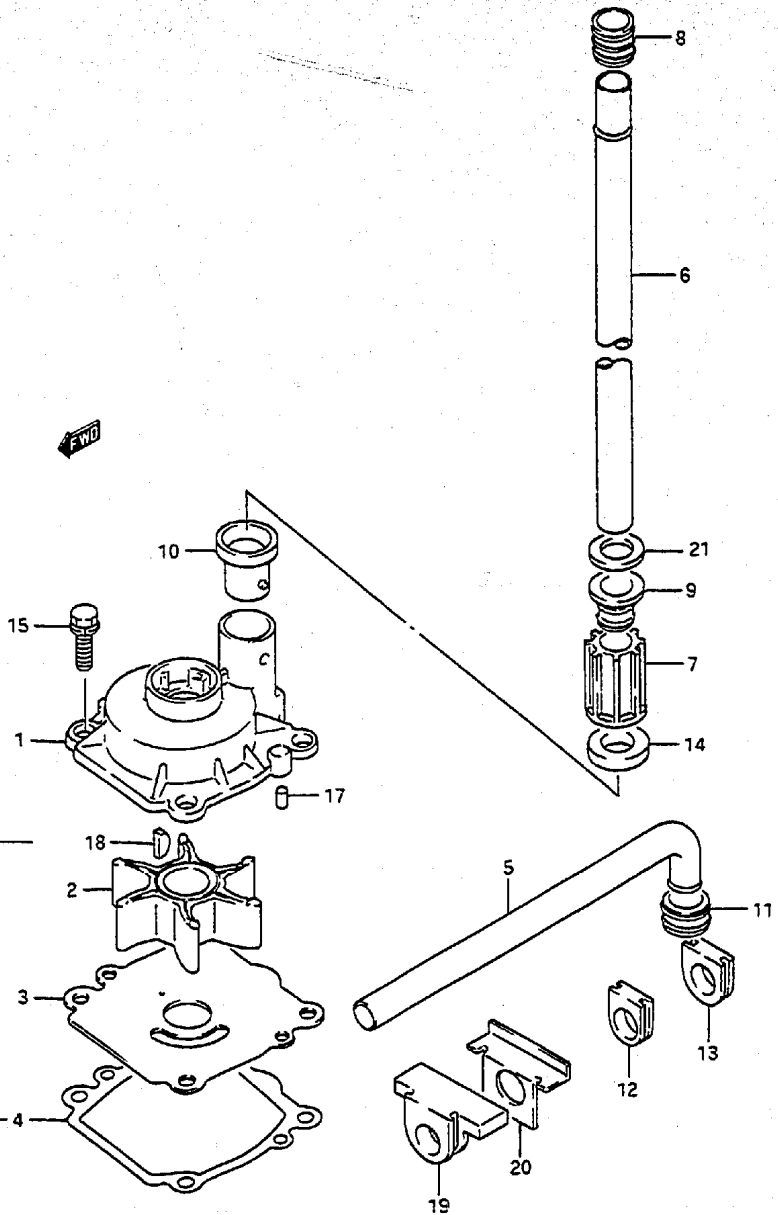


REF.NO.	PART NO.	DESCRIPTION	Q'TY	REMARKS
1	16100-87E20	PUMP ASSY, OIL	1	
2	13432-33100	.WASHER	1	
3	16195-87D00	.PIN	1	
4	16198-87D00	.O RING	1	
5	16191-94400	.SCREW, BLEED	1	
6	16192-94410	.GASKET	1	
7	16250-94710	SENSOR, OIL	1	
8	16331-87D01	GEAR, OIL PUMP	1	
9	16340-87D10	RETAINER, OIL PUMP	1	
10	16411-94701	ROD, OIL PUMP	1	
11	16731-95310	GASKET, OIL PUMP	1	
12	19131-95502	CONNECTOR, OIL PUMP CONT	2	
13	09140-05005	NUT	2	
14	07130-05307	BOLT	1	
15	07130-05407	BOLT	1	
16	08322-01057	WASHER	2	
17	16710-94641	VALVE, CHECK	1	DOUBLE
18	16911-92E20	PROTECTOR	1	L:540~90
19	16911-92E20	PROTECTOR	1	L:540~180 ~MODEL:96
20	09351-50803-600	HOSE, OIL (VALVE TO 3 WAY)	1	L:600~55
21-1	09352-50903-600	HOSE, OIL (SENSOR TO PUMP)	1	L:600~100
21-2	09352-50903-600	HOSE, OIL (SENSOR TO PUMP)	1	L:600~120 DT90:651184~ DT100:651127~
22-1	09352-50903-600	HOSE, OIL (TANK TO SENSOR)	1	L:600~210
22-2	09352-50903-600	HOSE, OIL (TANK TO SENSOR)	1	L:600~120 DT90:651184~ DT100:651127~
23	09355-25705-600	HOSE, OIL (PUMP TO VALVE)	1	L:600~260
24	09401-06405	CLIP	2	
25	09401-07403	CLIP	2	
26	09401-08411	CLIP	4	
27	09404-08206	CLAMP	1	
28	09408-00021	CLIP	1	

DT90/100 E3

FIG.10

FIG.10 (C-7) WATER PUMP



REF.NO.	PART NO.	DESCRIPTION	Q'TY	REMARKS
1	17411-87E00	CASE, WATER PUMP	1	
2	17461-87E00	IMPELLER, WATER PUMP	1	
3	17471-87E01	PANEL, PUMP CASE UNDER	1	
4	17472-87E10	GASKET, PUMP CASE	1	
5	17521-87E01	TUBE, WATER SUB	1	
6-1	17561-87E00	TUBE, WATER (L)	1	
6-2	17561-87E01	TUBE, WATER (L)	1	MODEL:96-99
6-3	17561-87E10	TUBE, WATER (XL)	1	
6-4	17561-87E11	TUBE, WATER (XL)	1	MODEL:96-99
7	17611-87D00	SPACER, WATER TUBE UPPER (XL)	1	
8	17562-87D00	BUSH, WATER TUBE UPPER	1	
9	17563-87D00	BUSH, WATER TUBE LOWER	1	
10	17564-87D00	BUSH, WATER PUMP CASE	1	
11	17565-87D01	BUSH, SUB WATER TUBE	1	
12	17566-87D00	GROMMET	1	
13	17567-87D00	GROMMET	1	
14	17612-87D00	SPACER, WATER TUBE	1	
15	09117-08057	BOLT	4	
16	17400-87E01	KIT, WATER PUMP REPAIR	1	OPT
17	09202-06031	PIN	2	
18	09470-04009	KEY	1	
19	55332-87D00	RUBBER, EXHAUST SEAL	1	
20	55333-87D02	PLATE, EXHAUST SEAL	1	
21	09161-16008	WASHER, WATER TUBE LOWER	1	

FIG. 11

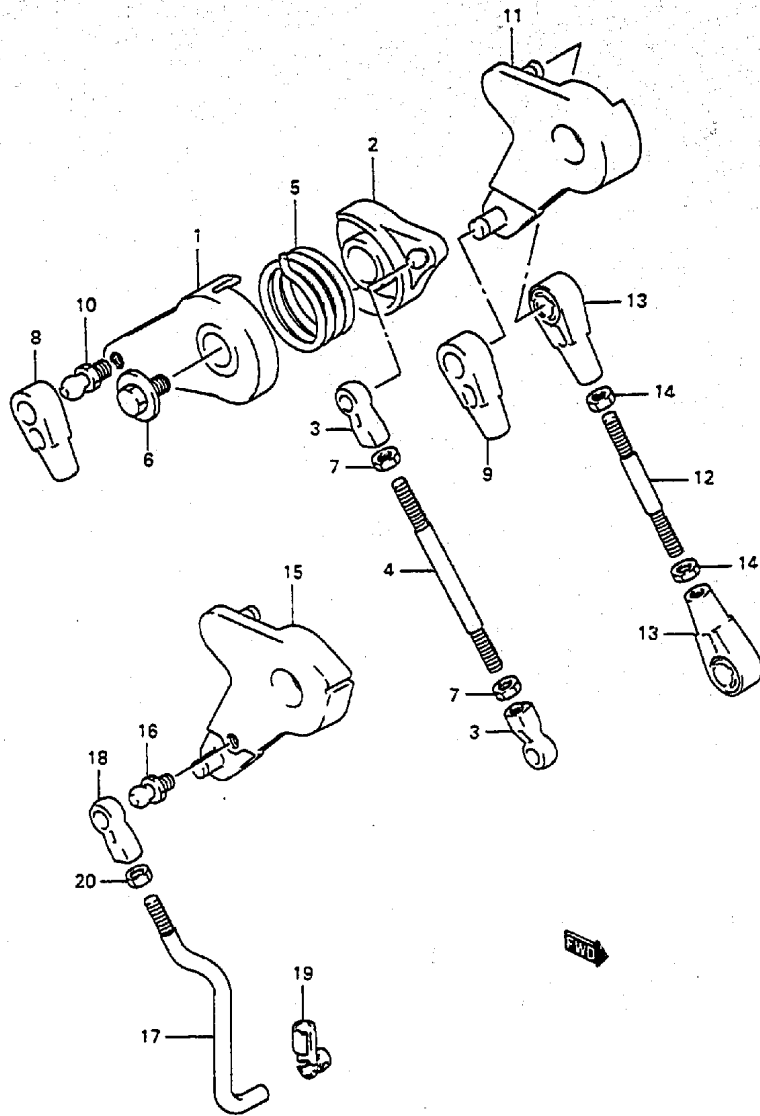


FIG.11 (C- B) THROTTLE LINK

REF.NO.	PART NO.	DESCRIPTION	Q'TY	REMARKS
1	19121-87D00	LEVER, THROTTLE CONTROL	1	
2	19122-87D00	LEVER, INTERLINK THROTTLE	1	
3	19131-95502	CONNECTOR, THROTTLE	2	
4	19136-87E00	ROD, THROTTLE	1	
5	19185-87D00	SPRING	1	
6	09116-06127	BOLT	1	
7	09140-05005	NUT	2	
8	67466-95200	CONNECTOR, REMOCON CABLE	1	
9	67467-94402	CONNECTOR, REMOCON CABLE	1	
10	09119-06047	PIVOT, BALL	1	
11-1	21111-87E00	LEVER, CLUTCH	1	
11-2	21111-87E01	LEVER, CLUTCH	1	MODEL:98,99
12	19136-94301	ROD, CLUTCH LEVER (L:60)	1	
13	67467-94402	CONNECTOR, CLUTCH LEVER ROD	2	
14	09140-05005	NUT	2	
15	21111-87E10	LEVER, CLUTCH	1	MODEL:98,99
16	09119-05010	PIVOT, CLUTCH LEVER	1	MODEL:98,99
17	19135-87E00	ROD, CLUTCH FAST IDLE	1	MODEL:98,99
18	19131-95502	CONNECTOR	1	MODEL:98,99
19	19132-96300	RETAINER	1	MODEL:98,99
20	09140-05005	NUT	1	MODEL:98,99

FIG.12

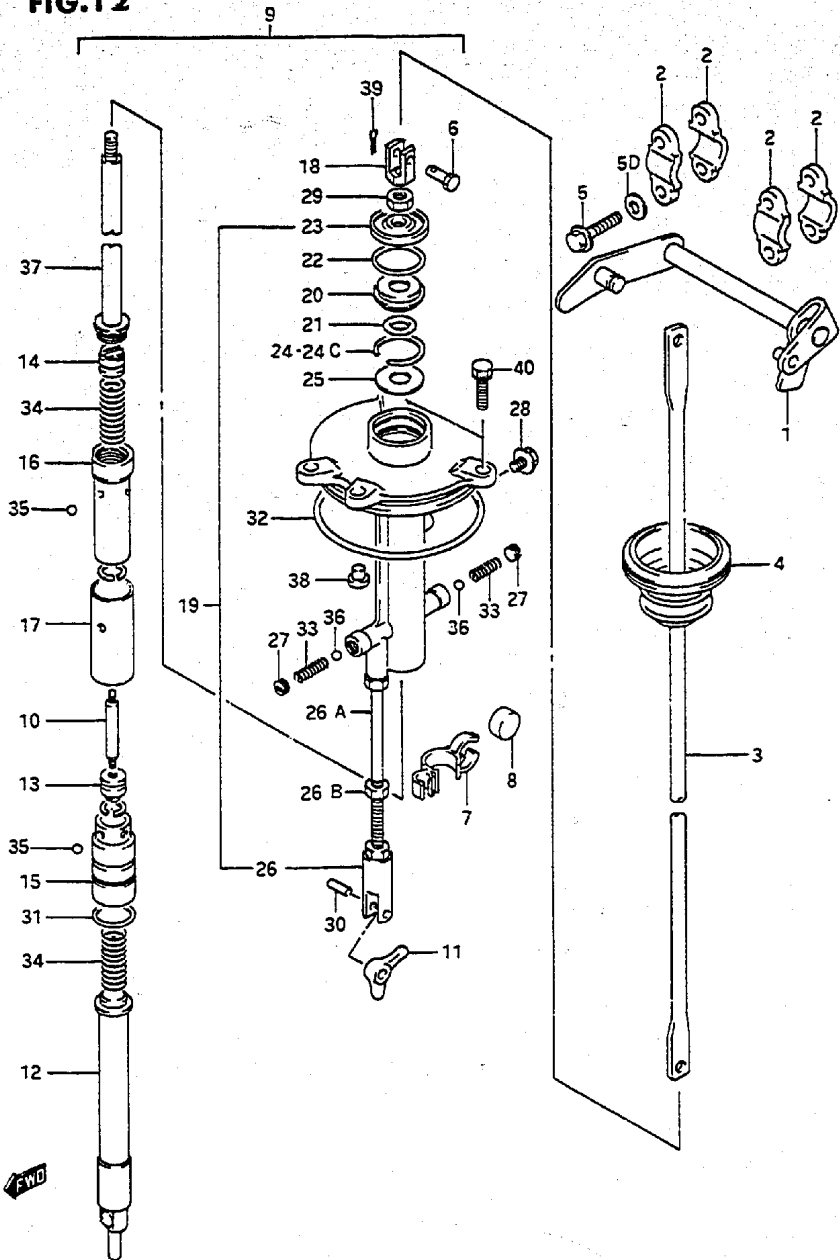


FIG.12 (C- 9) CLUTCH

REF.NO.	PART NO.	DESCRIPTION	Q'TY	REMARKS
1	21210-87D03	SHAFT, CLUTCH	1	
2	21311-87D00	HOLDER, CLUTCH SHAFT	4	
3	23111-87E02	ROD, CLUTCH	1	
4	23131-87D00	BOOT, CLUTCH ROD	1	
5	09103-06180	BOLT	4	
5D	08322-01067	WASHER	4	
6	23313-87D00	PIN	1	
7	25231-87E00	HOLDER, MAGNET	1	
8	25232-94300	MAGNET, GEAR CASE	1	
9-1	26100-87E05	HOUSING ASSY, SHIFT ACCEL (L)	1	
9-2	26100-87E13	HOUSING ASSY, SHIFT ACCEL (XL)	1	
9-3	26100-87E14	HOUSING ASSY, SHIFT ACCEL (XL)	1	MODEL:96,97
9-4	26100-87E15	HOUSING ASSY, SHIFT ACCEL (XL)	1	MODEL:98,99
10	25121-87E00	.ROD, SHIFT PLUNGER CONNECTING	1	
11	25131-87E00	.YOKE, SHIFTER	1	
12	25311-87E00	.SLIDER, SHIFT VERTICAL	1	
13	25411-87E00	.PLUNGER, SHIFT SPRG LOCK REV	1	
14	25421-87E00	.PLUNGER, SHIFT SPRG LOCK FWD	1	
15	25511-87E01	.SLEEVE, SHIFT ACCEL SPRG FWD	1	
16	25521-87E01	.SLEEVE, SHIFT ACCEL SPRG REV	1	
17	25531-87E00	.SLEEVE, SHIFT SPRING LOCK	1	
18	25611-87E10	.CONNECTOR, CLUTCH ROD	1	
19-1	26110-87E02	.HOUSING, SHIFT ACCEL SLV	1	
19-2	26110-87E03	.HOUSING, SHIFT ACCEL SLV	1	MODEL:98,99
20	25211-87E00	..GUIDE, SHIFT ROD CONNECTOR	1	
21	09280-08008	..O RING (D:3.5 ID:7.8)	1	
22	09280-20004	..O RING (D:2.4 ID:19.8)	1	
23	09284-08005	..SEAL	1	
24	09381-22009	..SNAP RING (OD:23)	1	REVERSE SIDE
24C	09381-24003	..SNAP RING (OD:25.9)	1	DT90:901248- DT100:901396- DUST SEAL
25	08211-08222	..WASHER	1	
26	25141-87E01	..SHAFT, SHIFTER YOKE PIVOT	1	
26A	25151-87E00	..ROD, SHIFTER YOKE PIVOT	1	
26B	09140-06011	..NUT	1	

DT90/100 E3

FIG.12

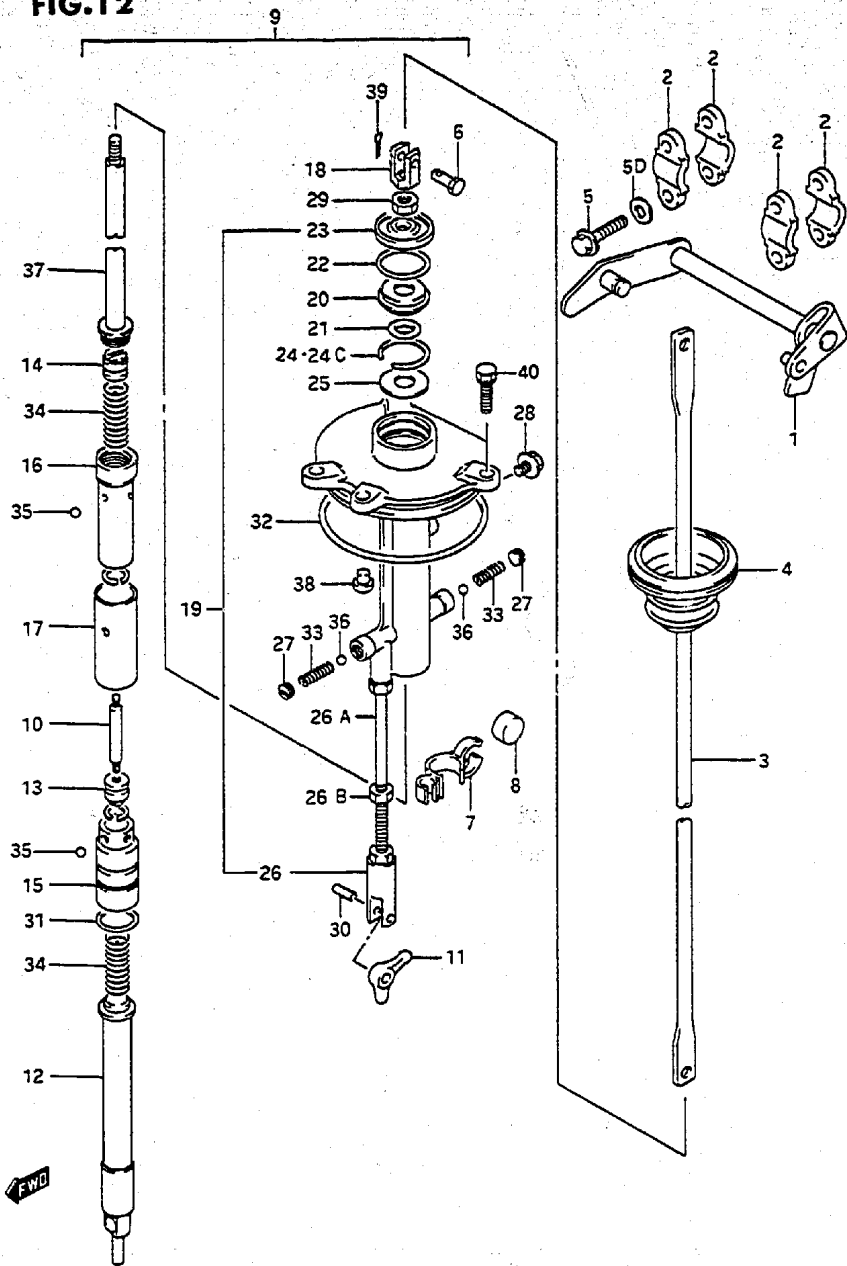


FIG.12 (C-10) CLUTCH

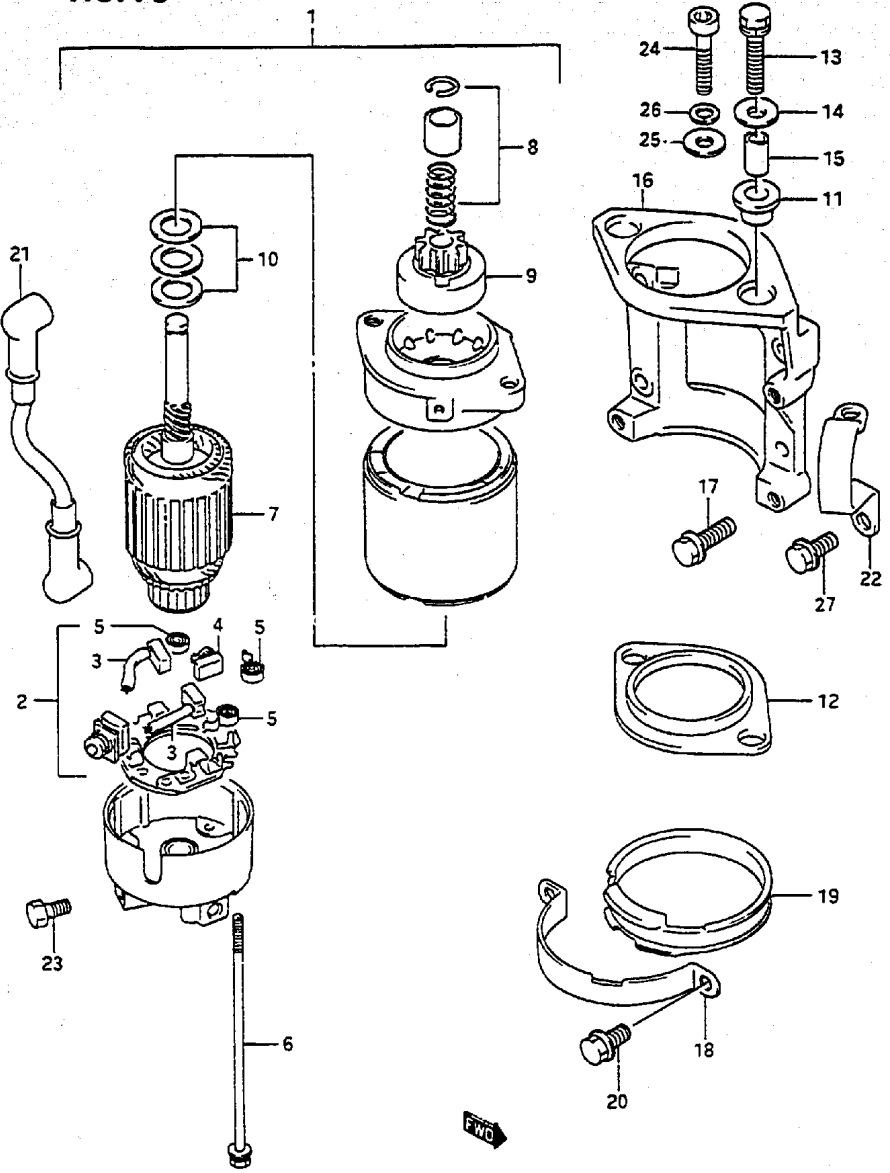
REF.NO.	PART NO.	DESCRIPTION	Q'TY	REMARKS
27	09134-08010	.SCREW	2	
28	09135-06016	.BOLT	1	
29	09140-06020	.NUT	1	
30	09261-05010	.PIN	1	
31-1	09280-15010	.O RING (D:2.4, ID:14)	1	
31-2	09280-14011	.O RING (D:2.5, ID:13.8)	1	MODEL:98,99
32	09280-69001	.O RING (D:3.1, ID:68.5)	1	
33	09440-05034	.SPRING	2	
34	09440-10035	.SPRING	2	
35	06111-05004	.BALL	6	
36	06111-07004	.BALL	2	
37-1	25614-87E00	.ROD ASSY, SHIFT CONNECTOR (L)	1	
37-2	25614-87E10	.ROD ASSY, SHIFT CONNECTOR (XL)	1	
38	09209-08019	KNOCK PIN	1	
39	09204-01002	COTTER PIN	1	
40	09117-06031	BOLT	3	

FIG. 13

FIG.13 (D-2) STARTING MOTOR

Q'TY

REMARKS



REF.NO.	PART NO.	DESCRIPTION	Q'TY	REMARKS
1	31100-87D10	MOTOR ASSY, STARTING	1	
2	31173-95310	.HOLDER ASSY, MOTOR BRUSH	1	
3	31131-95310	..BRUSH (+)	2	
4	31131-95241	..BRUSH (-)	1	
5	31135-95310	..SPRING, BRUSH	3	
6	31281-87D10	.THROUGH BOLT	2	
7	31310-94600	.ARMATURE	1	
8	31312-94601	.STOPPER SET, PINION	1	
9	31320-87D00	.PINION ASSY	1	
10	31360-87D00	.WASHER, KIT	1	
11	31916-94500	DAMPER, STARTER MOTOR UPPER	2	
12	31917-94500	DAMPER, STARTER MOTOR MIDDLE	1	
13	09117-08087	BOLT (BX40)	2	-MODEL:93
14	09160-08062	WASHER (8.7X22X2)	2	-MODEL:93
15	09180-08097	SPACER	2	
16	31911-87E00-OED	BRACKET, STARTER MOTOR	1	
17	01550-08257	BOLT	4	
18	31912-94701	BAND, STARTER MOTOR	1	
19	31918-94701	DAMPER, STARTER MOTOR	1	
20	01550-08167	BOLT	2	
21	33820-87E00	CABLE ASSY, STARTER MOTOR SUB	1	
22	11291-87E00-OED	HOOK, ENGINE	1	
23	01550-08167	BOLT	1	
24	07130-08407	BOLT	2	MODEL:93-99
25	09160-08124	WASHER (8.5X20X1.6)	2	MODEL:93-99
26	08321-01087	WASHER, LOCK	2	MODEL:93-99
27	01550-08207	BOLT	1	

COLOR : OED (GRAY)

FIG. 14

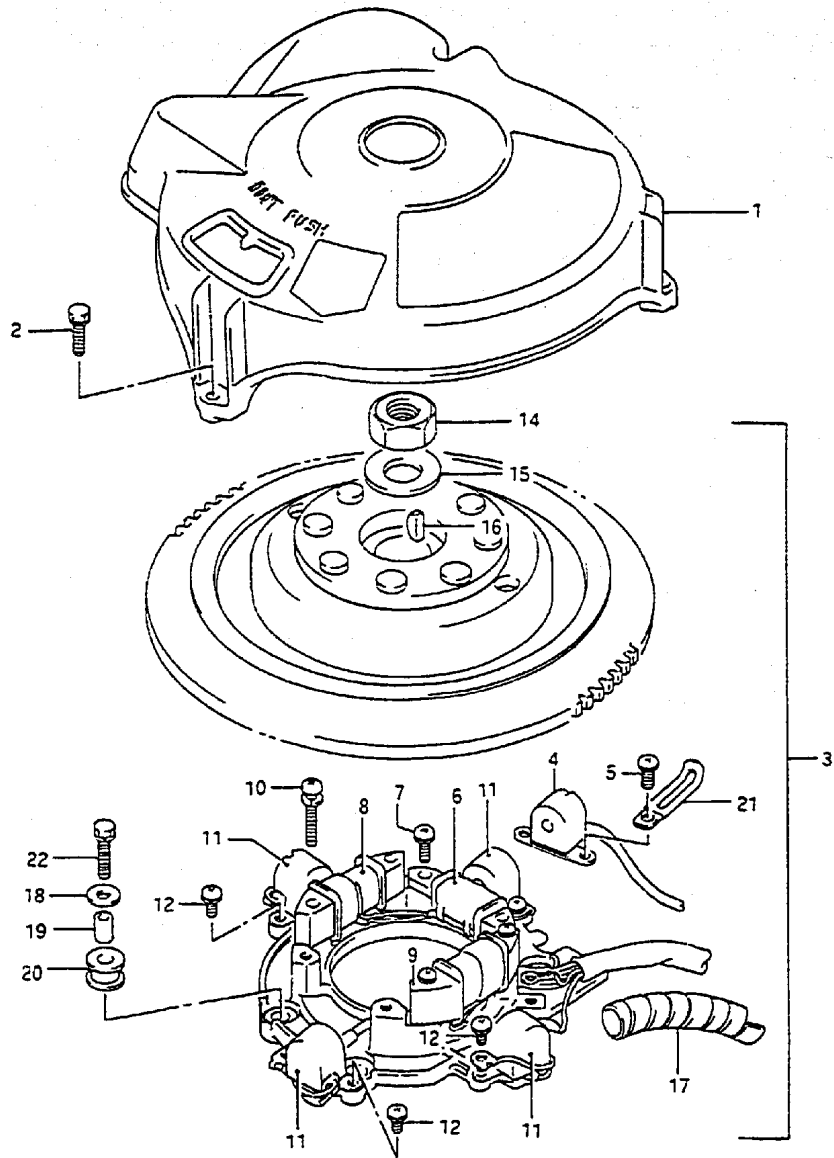


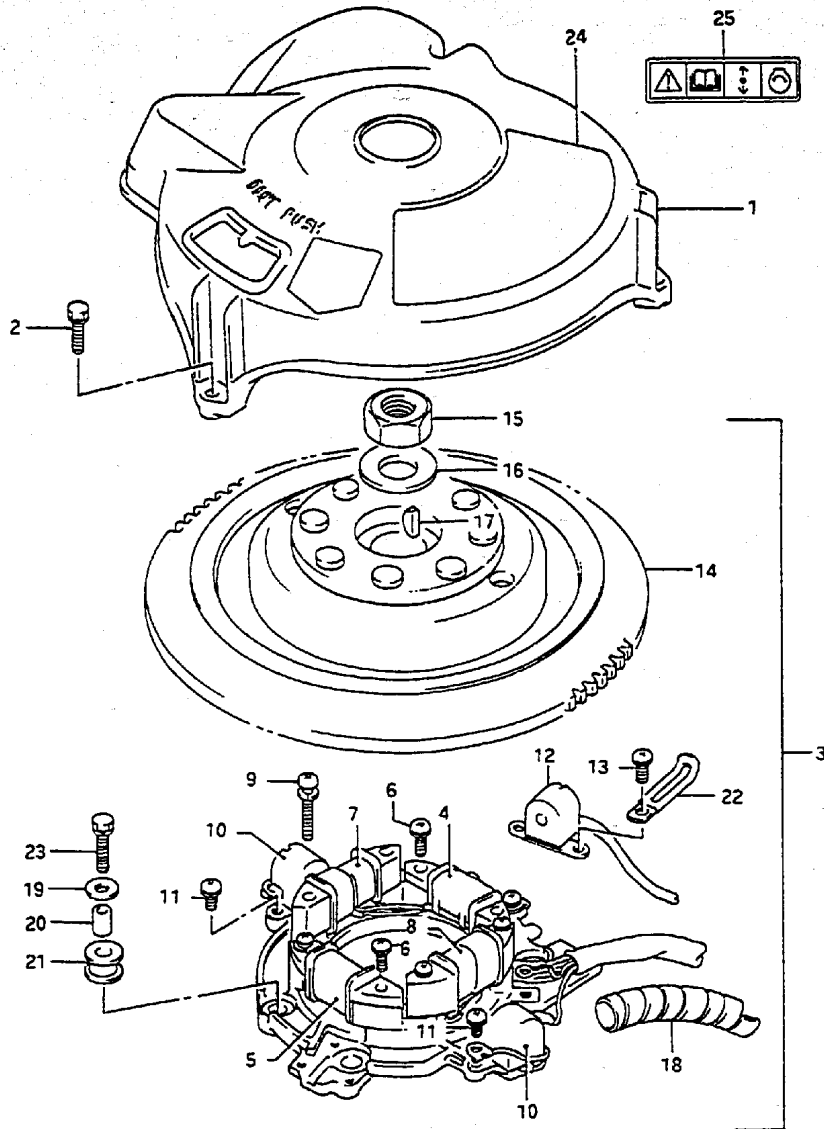
FIG. 14 (D- 3) MAGNETO (MODEL:89)

REF.NO.	PART NO.	DESCRIPTION	Q'TY	REMARKS
1	11511-87E00	COVER, MAGNETO	1	
2	01550-06257	BOLT	3	
3	32101-87E00	STARTER ASSY	1	
4	32150-87E20	.COIL, GEAR COUNTING	1	
5	02112-35127	.SCREW	2	
6	32140-87E00	.COIL, MAGNETO PRIMARY	1	
7	02112-36207	.SCREW	2	
8	32120-87E10	.COIL, BATTERY CHARGING NO.1	1	
9	32120-87E10	.COIL, BATTERY CHARGING NO.2	1	
10	02112-06357	.SCREW	4	
11	32160-87D11	.COIL, IGN TIMING	4	
12	02112-75123	.SCREW	8	
14	09140-18007	NUT	1	
15	09160-18011	WASHER	1	
16	08341-31059	KEY	1	
17	38423-95510	TUBE	1	
18	09160-08052	WASHER	4	
19	09180-06250	SPACER	4	
20	09320-08044	CUSHION	4	
21	09404-06432	CLAMP	1	
22	01570-06257	BOLT	4	

REFER TO FIG.15 (D-4) FOR MODEL:90-99

FIG.15

FIG.15 (D-4) MAGNETO (MODEL:90~99)



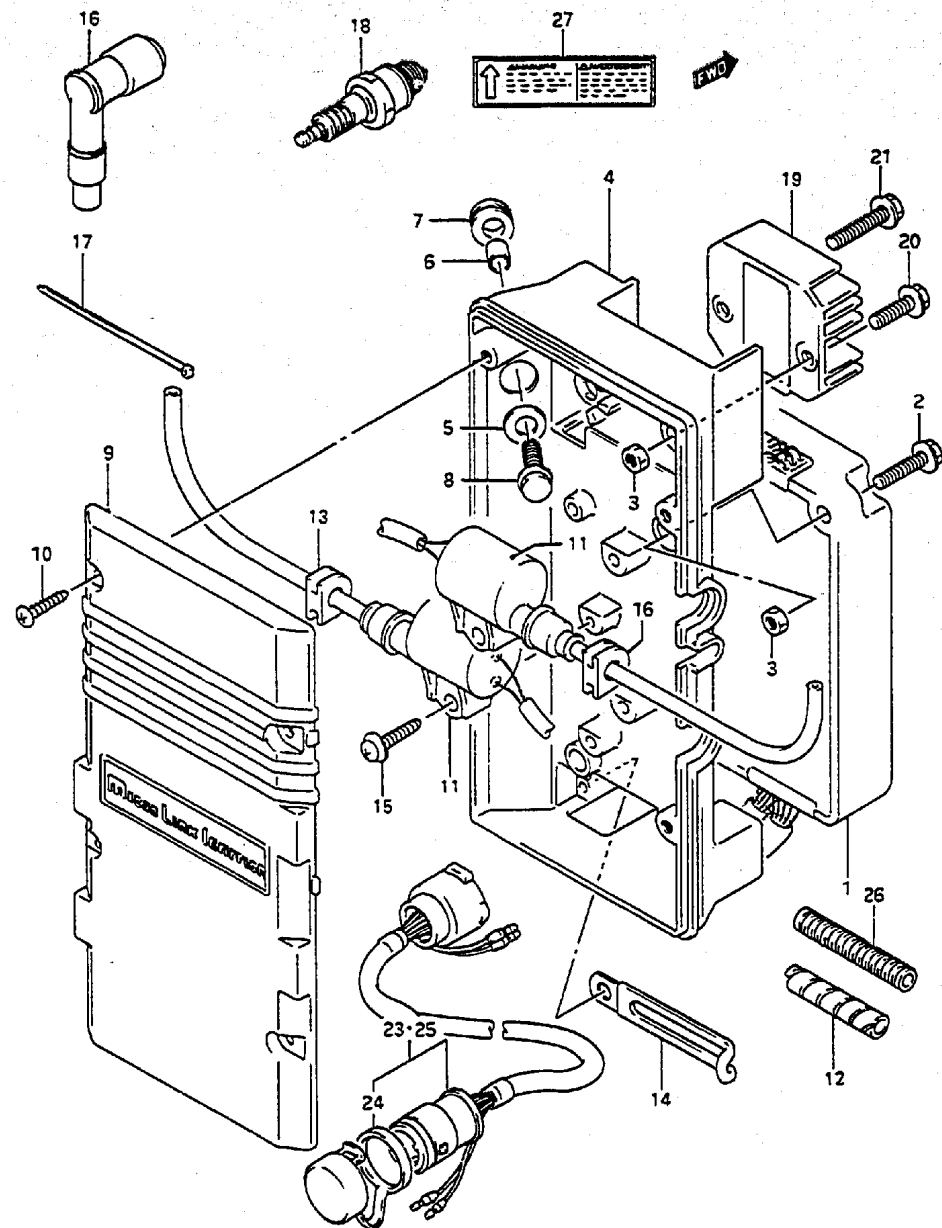
REF.NO.	PART NO.	DESCRIPTION	Q'TY	REMARKS
1	11511-87E00	COVER, MAGNETO	1	
2	02162-06257	BOLT (6X25)	3	
3	32101-87E10	STARTER ASSY	1	
4	32140-87E00	.COIL, MAGNETO PRIMARY	1	
5	32140-87D20	.COIL, MAGNETO PRIMARY	1	
6	02112-36207	.SCREW	4	
7	32120-87E10	.COIL, BATTERY CHARGING NO.1	1	
8	32120-87E10	.COIL, BATTERY CHARGING NO.2	1	
9	02112-36353	.SCREW	4	
10	32160-87D11	.COIL, IGN TIMING	2	
11	02112-75127	.SCREW	4	
12	32150-87E20	COIL, GEAR COUNTING	1	
13	02112-35127	SCREW	2	
14	32102-87E10	FLYWHEEL	1	
15	09140-18007	NUT	1	
16	09160-18011	WASHER	1	
17	08341-31059	KEY	1	
18	38423-95510	TUBE (L:150)	1	
19	09160-06052	WASHER	4	
20	09180-06250	SPACER	4	
21	09320-08044	CUSHION	4	
22	09404-06432	CLAMP	1	
23	01570-06253	BOLT	4	
24	61911-87E00	MARK, EMERGENCY STARTING INSTRUCTIONS	1	
25	69711-93E00	LABEL, CAUTION	1	

FIG. 16

FIG. 16 (D- 5) IGNITION COIL

Q'TY

REMARKS



REF. NO.	PART NO.	DESCRIPTION	Q'TY	REMARKS
1-1	32900-87E00	UNIT, CDI	1	MODEL:89
1-2	32900-87E22	UNIT, CDI	1	MODEL:90-97
1-3	32900-87E40	UNIT, CDI	1	MODEL:98,99
1-4	32900-87E30	UNIT, CDI	1	100S,MODEL:90
2	01550-06253	BOLT	2	
3	08310-00063	NUT	4	
4	32950-87E00	HOLDER, ELECTRIC PARTS	1	
5	09160-06052	WASHER	4	
6	09180-06248	SPACER	4	
7	09320-08001	CUSHION	4	
8	09128-06069	BOLT	4	
9-1	32951-87E00	COVER, ELECTRIC PARTS HOLDER	1	
9-2	32951-87E01	COVER, ELECTRIC PARTS HOLDER	1	MODEL:95-99
10	03212-05203	SCREW	4	
11	33410-87D70	COIL, IGNITION	4	
12	38423-95510	TUBE, 150	2	L:150-50
13	09309-06007	GROMMET	4	
14	09404-08206	CLAMP	2	
15	03242-05253	SCREW	4	
16	33510-87D20	CAP, SPARK PLUG	4	
17	09407-14407	CLAMP	4	
18-1	09482-00464	PLUG, SPARK (BR8HCS)	4	
18-2	09482-00370	PLUG, SPARK (BR8HS)	4	MODEL:96-99
19-1	32800-87D00	RECTIFIER & REGULATOR ASSY	1	
19-2	32800-94610	RECTIFIER & REGULATOR ASSY	1	MODEL:94-99
20	01550-06207	BOLT	1	
21	01550-06307	BOLT (6X30)	1	
23-1	36620-87D20	HARNESS, REMOCON BOX EXT	1	OPT,L:5000
23-2	36620-95302	HARNESS, REMOCON BOX EXT	1	OPT,L:2000
24	36631-94300	.CAP	1	OPT
25	36620-92E00	WIRE ASSY, REMOCON BOX EXT	1	MODEL:93-99
26	33446-98E20	TUBE, HIGH TENSION CORD	4	L:500-60
27	32803-87E01	LABEL, REGULATOR WARNING	1	

DT90/100 E3

FIG. 17

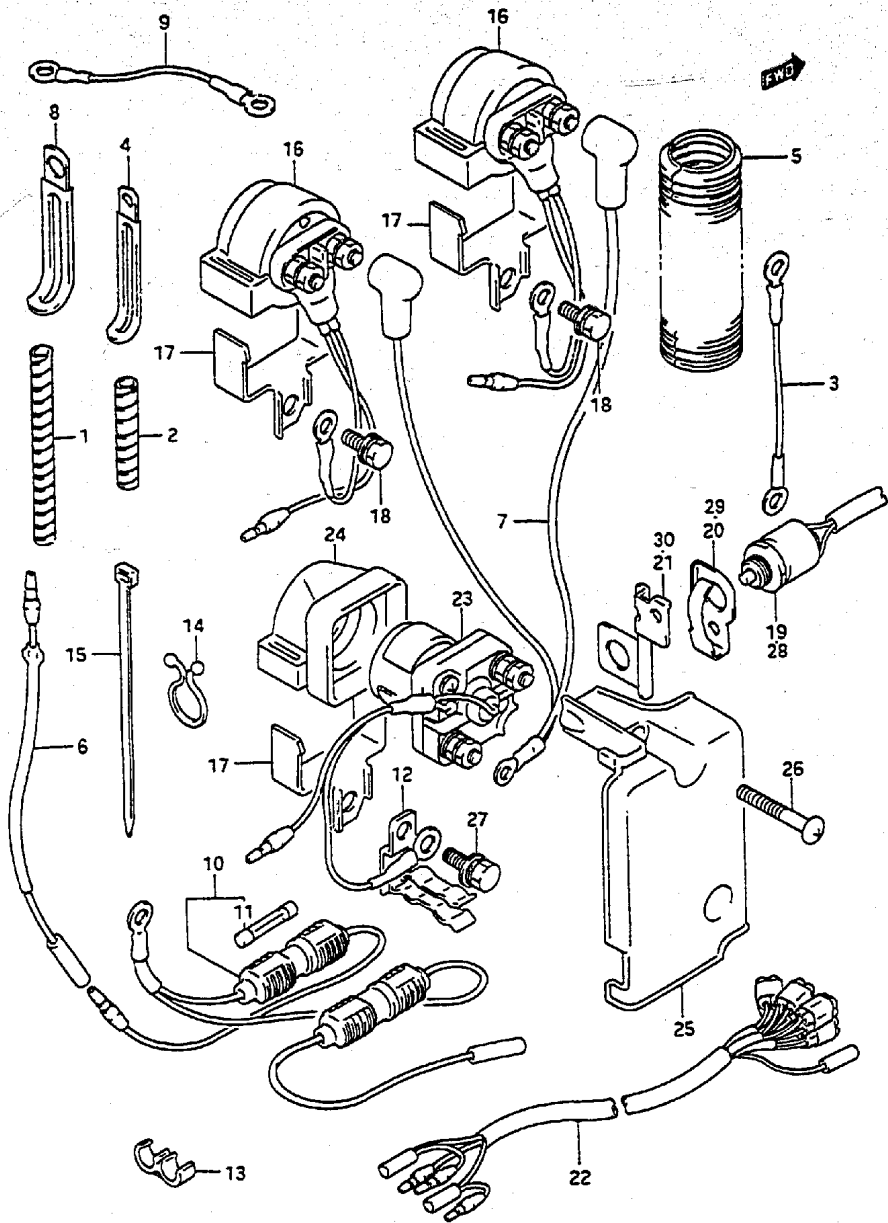


FIG. 17 (D- 6) RELAY

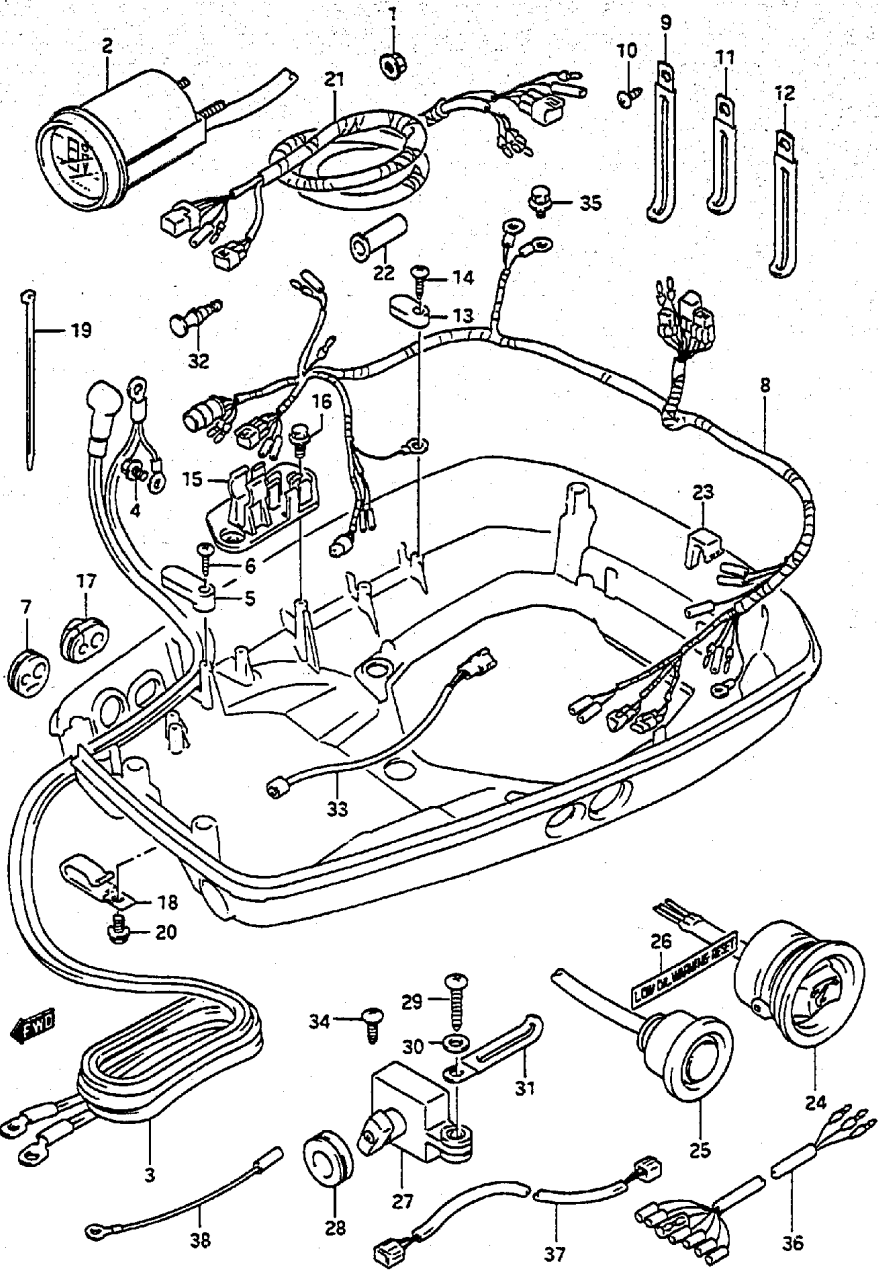
REF. NO.	PART NO.	DESCRIPTION	Q'TY	REMARKS
1	38423-95510	TUBE, 150	1	L:150-100
2	38423-95510	TUBE, 150	1	L:150-50
3	36895-92D10	LEAD, ENGINE GROUND	1	
4	09404-06432	CLAMP (L:45)	2	
5	33834-87E00	TUBE	1	
6	36645-87E00	LEAD, RECTIFIER	1	
7-1	33831-87E00	CABLE ASSY, PTT RELAY	1	MODEL:89-99
7-2	33832-94601	CABLE ASSY, PTT RELAY GROUND	1	MODEL:90-99
8	09404-10205	CLAMP (L:65)	2	
9	36896-87D00	LEAD, CDI & RECTIFIER GROUND	1	
10	36740-94771	CASE ASSY, FUSE	1	
11	09481-25001	.FUSE, 25A	1	
12	36791-87E00	HOLDER, FUSE CASE	1	MODEL:93
13	09408-00043	HOLDER, FUSE CASE	1	MODEL:94-99
14	09408-00021	CLIP, FUSE READ	1	
15-1	09407-25402	CLAMP, TILT SWITCH	1	
15-2	09407-12402	CLAMP	1	
16-1	38410-94540	TRIM RELAY ASSY	2	MODEL:89
16-2	38410-94550	TRIM RELAY ASSY	2	MODEL:90-99
17	38412-94500	BRACKET, TRIM RELAY	3	
18	01550-06167	BOLT	3	
19	37721-87D02	SWITCH, NEUTRAL	1	MODEL:89,90
20	37725-95300	ACTUATOR, NEUTRAL SW	1	MODEL:89,90
21	37726-87E00	BRACKET, NEUTRAL SW	1	MODEL:89,90
22	36630-87D00	HARNES ASSY, METER EXTENSION	1	OPT
23	31800-94401	RELAY, STARTER MOTOR	1	
24	38422-94520	DAMPER	1	
25	31810-87E00	COVER, STARTER MOTOR RELAY	1	
26	02112-06407	SCREW (6X40)	2	
27	01580-06167	BOLT	1	
28	37721-99E00	SWITCH, NEUTRAL	1	MODEL:98,99
29	37725-95600	ACTUATOR, NEUTRAL SW	1	MODEL:98,99
30	37726-87E00	BRACKET, NEUTRAL SW	1	MODEL:98,99

FIG.18

FIG.18 (D-7) HARNESS

Q'TY

REMARKS



REF.NO.	PART NO.	DESCRIPTION	Q'TY	REMARKS
1	08319-31062	NUT, EARTH TERMINAL	1	
2-1	34701-92X50	GAUGE SET, MONITORING	1	MODEL:89-92
2-2	34700-92E11	GAUGE ASSY, MONITORING	1	MODEL:93-99
3	33810-87E01	CABLE ASSY, STARTING MOTOR	1	
4	01550-08167	BOLT	1	
5	33815-87D00	STOPPER, CABLES	1	
6	02142-06257	SCREW	1	
7	36658-94701	GROMMET	1	
8-1	36610-87E30	HARNESS ASSY, WIRING	1	
8-2	36610-87E40	HARNESS ASSY, WIRING	1	MODEL:98,99
9-1	09404-06433	CLAMP (L:95)	1	
9-2	09404-06432	CLAMP (L:80)	1	MODEL:96-99
10	03212-05163	SCREW	1	
11	09404-08205	CLAMP (L:45)	1	
12	09404-08206	CLAMP (L:82)	2	
13	36618-87D00	STOPPER, WIRING HARNESS	2	
14	02142-06207	SCREW	2	
15	36616-87D00	HOLDER, HARNESS CONNECTOR	1	
16	01550-06127	BOLT	2	
17	36656-87D11	GROMMET	1	
18	09403-17304	CLAMP	1	
19	09407-14407	BAND	2	
20	02162-06127	BOLT	1	
21-1	36660-87D20	WIRE ASSY, EXT METER	1	MODEL:89,90
21-2	36660-87E20	WIRE ASSY, EXT METER	1	MODEL:91,92
21-3	36660-95610	WIRE ASSY, MONITOR GAUGE EXT	1	MODEL:93-99
21-4	36660-92E90	WIRE ASSY, MONITOR GAUGE EXT	1	OPT MODEL:93-99
22	36664-87D00	GROMMET, EXT WIRE	1	MODEL:93-99
23	36641-94710	STOPPER, WIRING HARNESS	2	

DT90/100 E3

FIG. 18

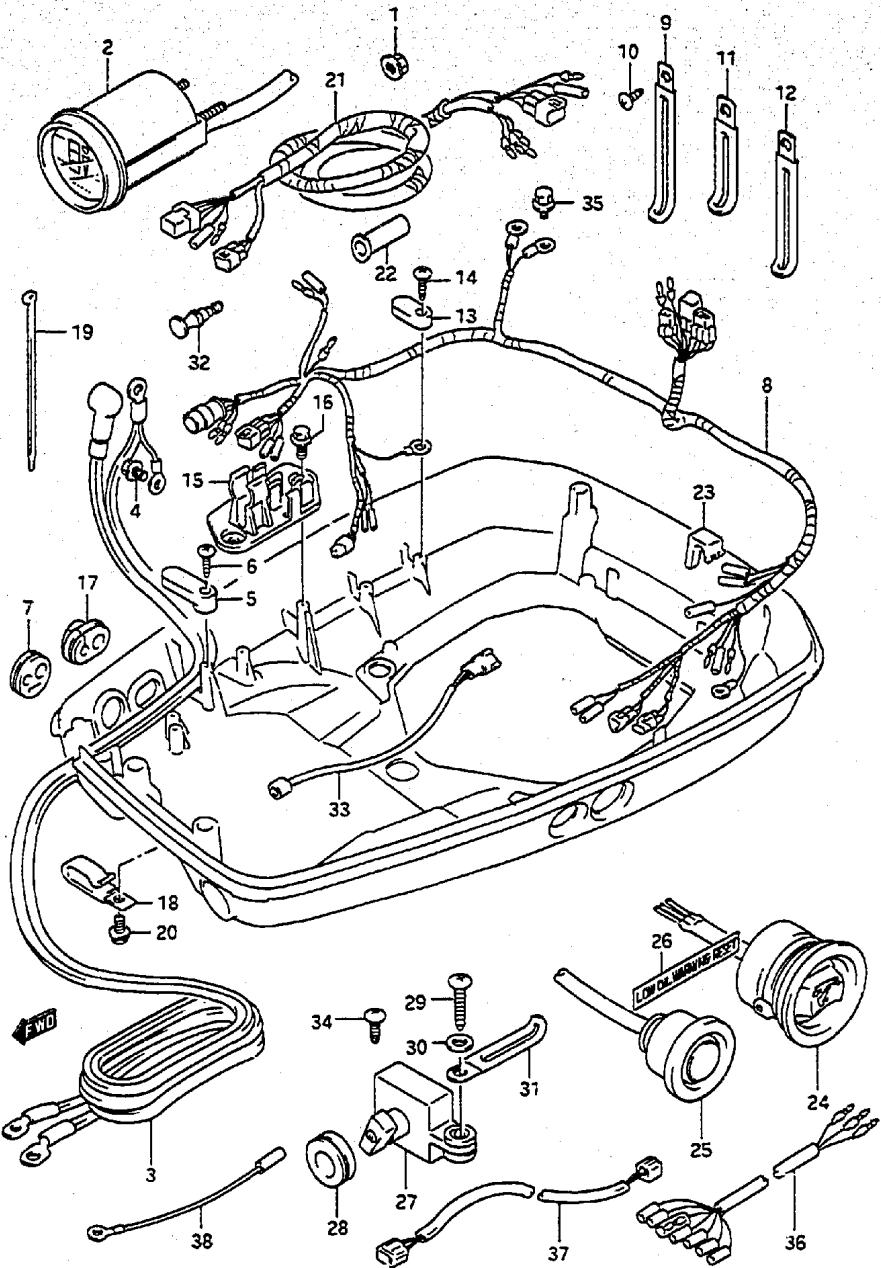


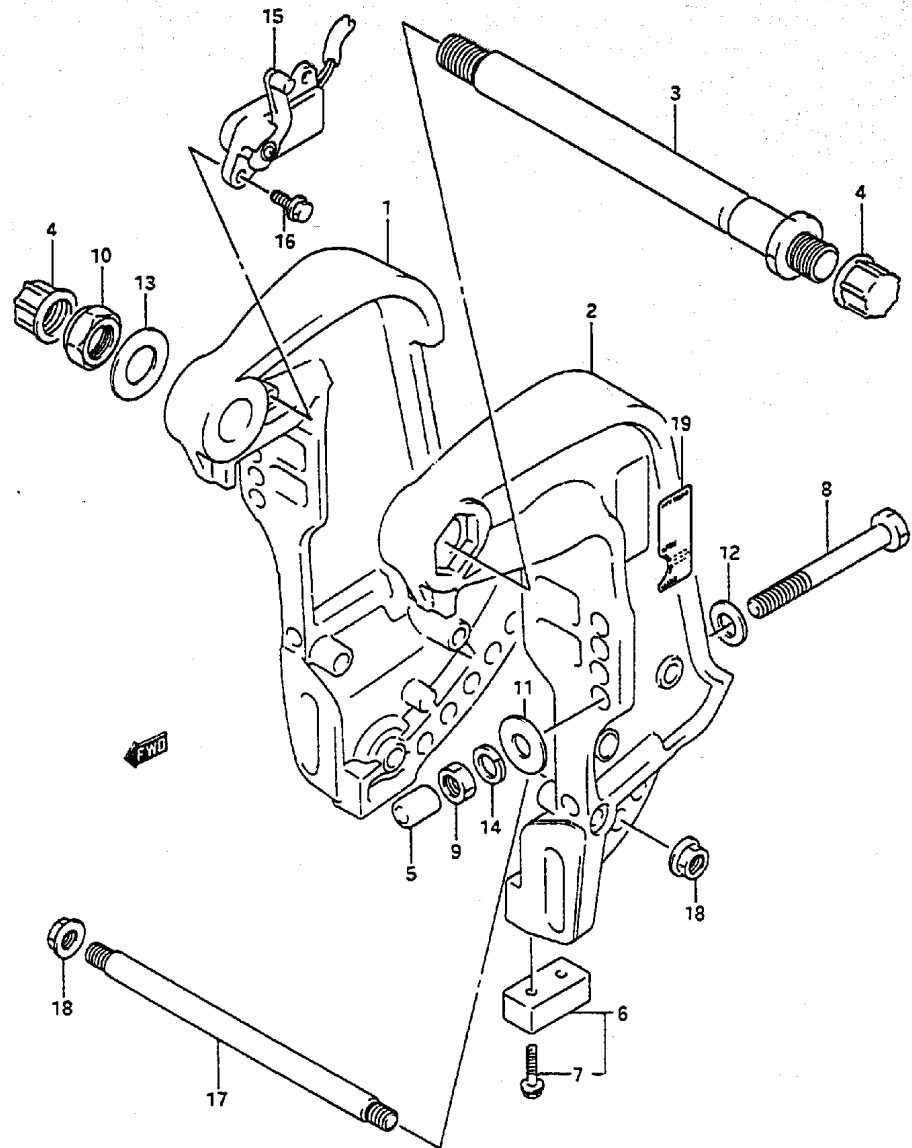
FIG. 18 (D- 8) HARNESS

REF. NO.	PART NO.	DESCRIPTION	QTY	REMARKS
24-1	37850-95602	SWITCH ASSY, TILT	1	
24-2	37850-99E00	SWITCH ASSY, TILT	1	MODEL:98,99
25	37930-95612	SWITCH ASSY, OIL WARNING	1	
26	37935-95601	LABEL, LOW OIL WRN	1	
27	37920-95D00	SWITCH ASSY, TIMING	1	MODEL:89,90
28	37925-95D00	CUSHION, IGN TIMING SW	1	MODEL:89,90
29	09132-05039	SCREW	1	MODEL:89,90
30	09160-05024	WASHER	1	MODEL:89,90
31	09404-06432	CLAMP	1	MODEL:89,90
32	36615-96300	TERMINAL, RESIN	2	
33	37940-87D01	RESISTOR, IGN TIMING	1	MODEL:91~94
34	03242-05103	SCREW	1	
35	02162-06127	BOLT	2	
36	36630-92E00	WIRE ASSY, INSTRUMENT	1	MODEL:93~99
37	36682-92E00	WIRE, TRIM GAUGE EXT	1	MODEL:93~99
38	37801-98300	LEAD, GROUND	1	MODEL:94~99

DT90/100 E3

FIG.19

FIG.19 (E-2) CLAMP BRACKET



REF.NO.	PART NO.	DESCRIPTION	Q-TY	REMARKS
1	41111-87E03-OED	BRACKET, CLAMP STBD	1	
2	41121-87E11-OED	BRACKET, CLAMP PORT	1	
3	41130-87D02	SHAFT, CLAMP BRACKET	1	
4	41151-94500	CAP, CLAMP BRACKET SHAFT	2	-MODEL:94
5	41153-94500	CAP, TRANSOM BOLT	4	
6	41810-87D00	ZINC SET, ANODE	2	
7	09116-06099	.BOLT (6X35)	4	
8	09100-12039	BOLT (12X100)	4	
9	09140-12028	NUT	4	
10	09159-22003	NUT	1	
11	09160-12044	WASHER (12.5X35X3.2)	4	
12	09160-12066	WASHER (12.5X22X2.5)	4	
13	09160-22046	WASHER (22.5X44X1.0)	1	-MODEL:92
14	09162-12005	LOCK WASHER (12.2X21.5X3)	4	
15-1	34801-87D11	SENDER ASSY, TRIM	1	TYPE:ANALOGUE
15-2	34801-87D21	SENDER ASSY, TRIM	1	OPT,TYPE:DIGITAL
16	09100-06113	BOLT (6X16)	2	
17	45421-87D00	PIN, TILT LOCK	1	
18	09159-14020	NUT	2	
19	41181-87E00-019	LABEL, PTT INSTRUCTION	1	

COLOR : OED (GRAY)
 019 (BLACK)

FIG. 20

FIG.20 (E-3) SWIVEL BRACKET

QTY

REMARKS

REF. NO.	PART NO.	DESCRIPTION	QTY	REMARKS
1	22511-99010	NIPPLE	7	
2	36894-87D00	LEAD, CLAMP TO SWIVEL	1	
3	36895-87D01	LEAD, SWIVEL TO HSG (L)	1	
4	43111-87D05-OED	BRACKET, SWIVEL	1	
5	43211-87D00	BUSH	2	
6	43711-97E00	BUSH	2	
7	43750-87E01-OED	BRACKET, STEERING	1	
8	09125-06063	SCREW	3	
9	09160-39001	WASHER (39.5X64X1.0)	2	
10	09161-06120	WASHER (6.3X12.5X1.0)	4	
11	09169-28003	WASHER (26.2X52X1.0)	2	
12	09181-39001	SHIM (0.3)	4	
13	09282-39001	SEAL	1	
14	09380-38003	CIRCLIP	1	
15	41220-87D01-OED	LEVER, TILT LOCK	2	
16	41225-94501	PIN, TILT LOCK SPRING	2	
17	41226-87D01	BUSH, TILT LOCK LEVER	2	
18	41235-87D00	LINK, TILT LEVER SPRING ARM	2	
19	41240-87D02	ARM, TILT LEVER SPRING	2	
20	41250-87D01	ROD, TILT LEVER LINK	1	
21	41256-87D01	BUSH	2	
22	41260-87D02	PLATE, TILT LEVER LINK	1	
23	09140-08019	NUT	3	
24	09160-06082	WASHER (6.5X13X1.0)	4	
25	09160-08082	WASHER (8.5X16X1.2)	2	
26	09162-08007	LOCK WASHER (8.2X15.4X2.0)	3	
27	09204-01002	COTTER PIN	4	
28	09443-08031	SPRING	2	
29	09140-10031	NUT	2	
30	09162-10005	LOCK WASHER (10.5X18.4X2.5)	2	
31	48310-87D10	PAD, TRIM CYLINDER RAM	2	

COLOR : OED (GRAY)

DT90/100 E3

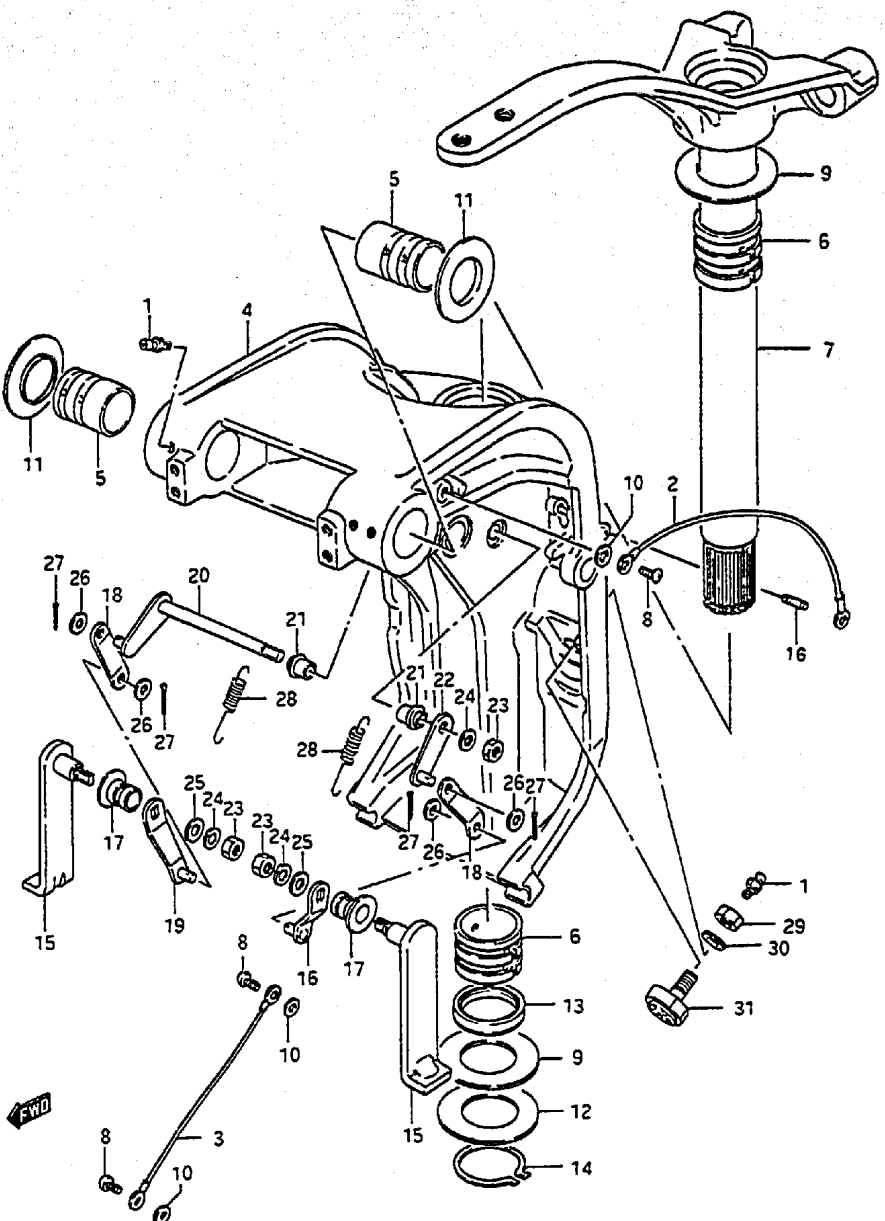


FIG. 21

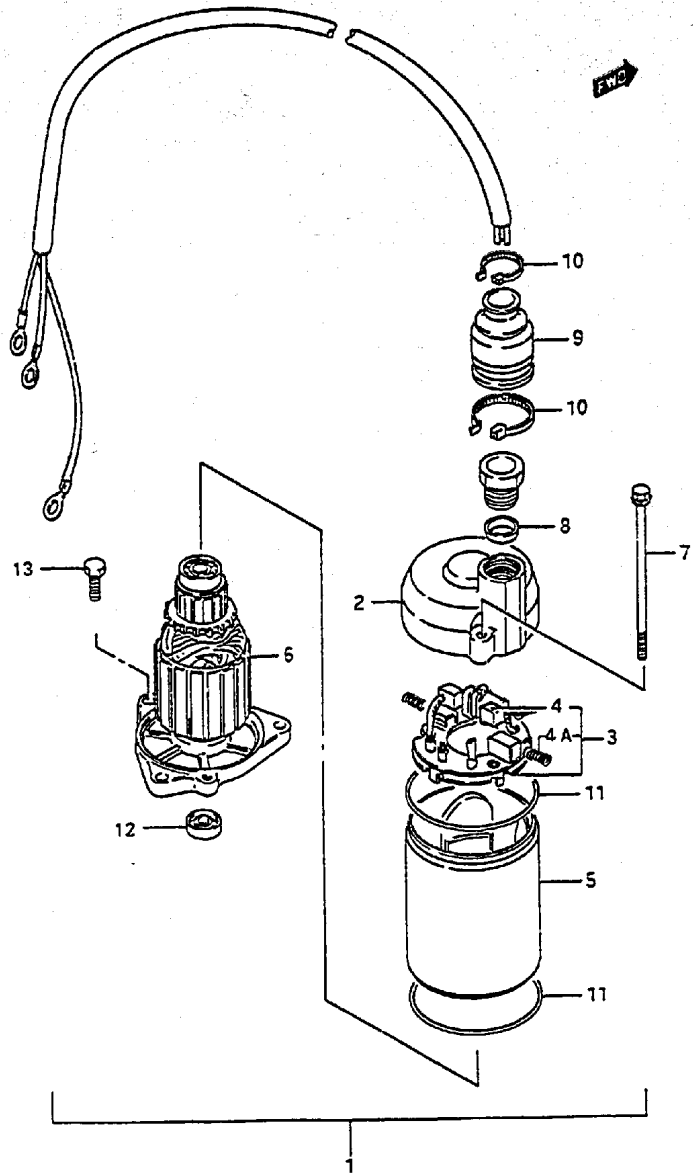


FIG. 21 (E- 4) PTT MOTOR (DT90:MODEL:89,90/DT100:MODEL:89)

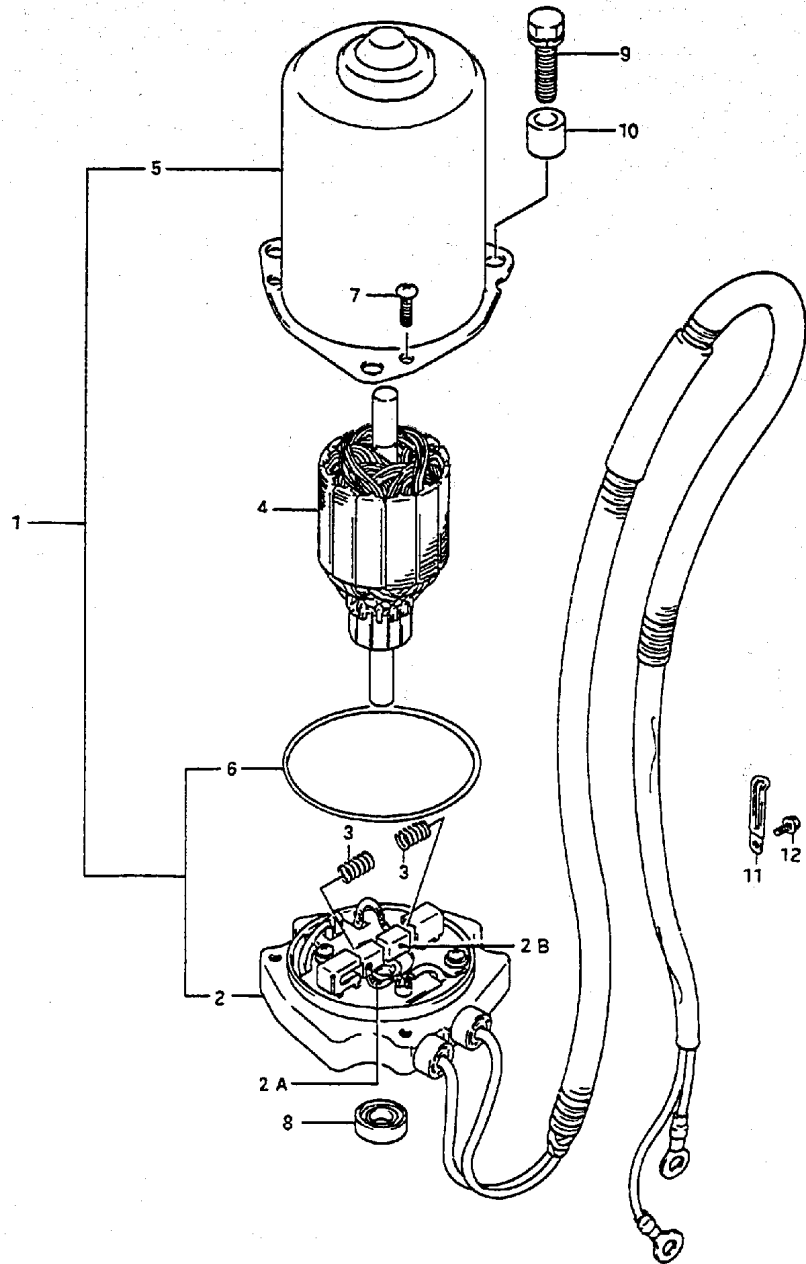
REF.NO.	PART NO.	DESCRIPTION	Q'TY	REMARKS
1	38100-87E10-OED	MOTOR ASSY, PTT	1	
2	31170-87D50-OED	.COVER, UPPER	1	
3	31173-87D52	.BRUSH HOLDER ASSY	1	
4	31133-87D51	..BRUSH	2	
4A	31135-87D50	..SPRING	2	
5	31110-87D51-OED	.YOKE ASSY	1	
6	31311-87D51	.ARMATURE	1	
7	31281-87D50	.BOLT	2	
8	31179-87D50	.PACKING, PTT CABLE	1	
9	33899-95500	.SEAL, PTT CABLE	1	
10	09407-25402	.CLAMP	2	
11	09280-70010	.O RING	2	
12	33799-94610	.SEAL, OIL	1	
13	09117-06031	BOLT	3	

COLOR : OED (GRAY)

REFER TO FIG.22 (E-5) FOR DT90:MODEL:91~97 DT100:MODEL:90~99

FIG. 22

FIG. 22 (E- 5) PTT MOTOR (DT90:MODEL:91-97/DT100:MODEL:90-99)

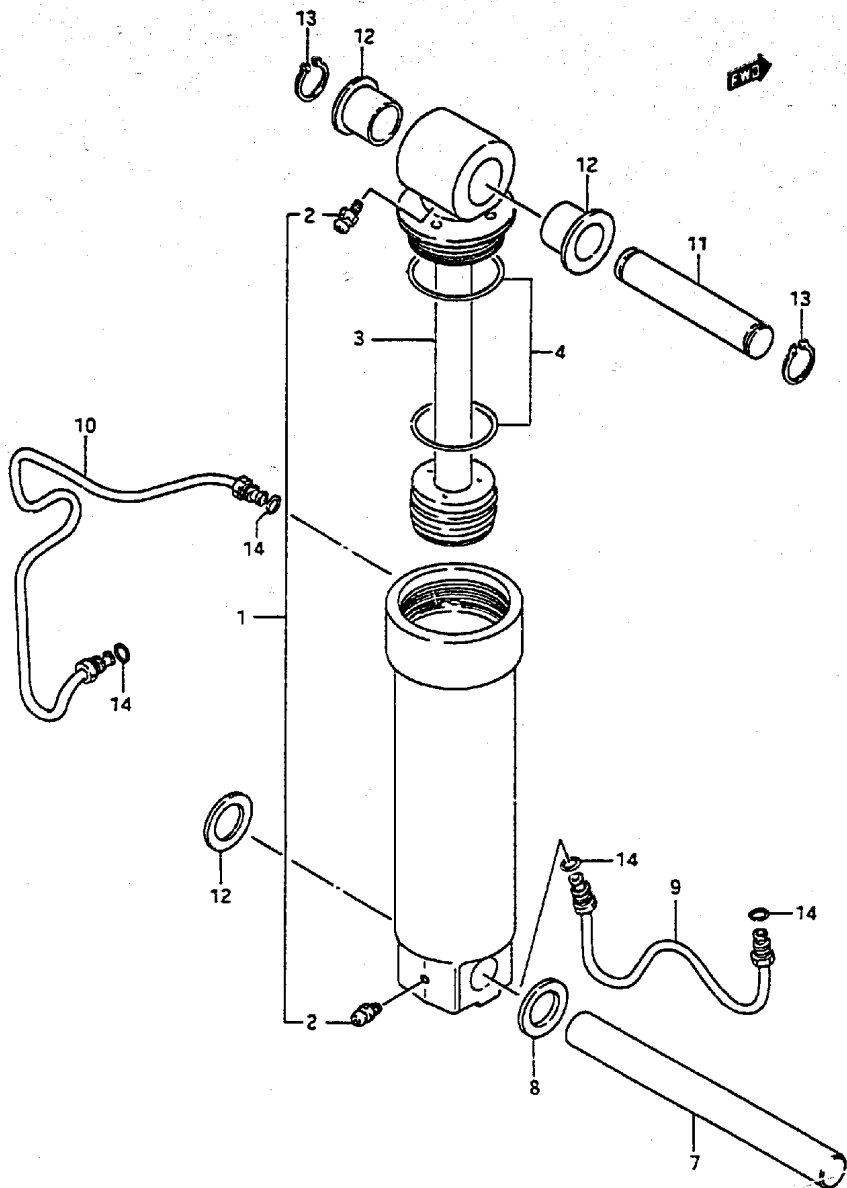


REF.NO.	PART NO.	DESCRIPTION	Q'TY	REMARKS
1	38100-87E20-OED	MOTOR ASSY, PTT	1	
2	31173-87E00	.HOLDER, BRUSH	1	
2A	31133-87D00	.BRUSH	1	
2B	31136-87D00	.BREAKER	1	
3	31135-87D60	.SPRING	2	
4	31311-87D60	.ARMATURE	1	
5	31110-87D60-OED	.YOKE	1	
6	31123-87D60	.O RING	1	
7	31111-87D60	.SCREW	3	
8	33799-94610	.SEAL, OIL	1	
9	48862-87D00	BOLT	3	
10	48863-87D00	SPACER	3	
11	09404-06434	CLAMP	1	
12	02162-06127	BOLT	1	

COLOR : OED (GRAY)

FIG. 23

FIG.23 (E-5) TILT CYLINDER



REF.NO.	PART NO.	DESCRIPTION	QTY	REMARKS
1	48400-87D02-OED	TILT CYLINDER ASSY	1	
2	22511-99010	.NIPPLE, GREASE	2	
3-1	48401-87D00	.PISTON & PISTON ROD SUB ASSY	1	MODEL:89,90
3-2	48401-87D01	.PISTON & PISTON ROD SUB ASSY	1	MODEL:91-99
4	48405-87D00	.O RING SET	1	
7	48121-87D01	SHAFT, TILT CYL LOWER	1	
8	48125-87D00	WASHER	2	
9	48710-87D00	TUBE, TILT INLET	1	
10	48720-87D01	TUBE, TILT OUTLET	1	
11	48321-87D02	SHAFT, TILT CYL UPPER	1	
12	09306-17001	BUSH	2	
13	09380-17009	CIRCLIP	2	
14	48588-87D00	O RING, PTT TUBE	4	

COLOR : OED (GRAY)

FIG. 24

FIG. 24 (E- 7) MANIFOLD PTT

Q'TY

REF.NO.	PART NO.	DESCRIPTION	Q'TY	REMARKS
	48505-87D10	O RING SET, MANIFOLD	1	INC. REF. NO. 29, 30, 31
	48605-87D00	O RING SET, TRIM CYLINDER	1	INC. REF. NO. 11, 12
1-1	48503-87D02-0ED	MANIFOLD SUB ASSY (GRAY)	1	MODEL: 89
1-2	48503-87D10-0ED	MANIFOLD SUB ASSY (GRAY)	1	MODEL: 90-99
2	48520-87D01	.SPOOL	1	
3	48530-87D02	.VALVE ASSY	1	
4	48535-87D00	..O RING	2	
5	48536-87D00	..O RING	2	
6	48551-87D00	.PLUG, MANUAL VALVE	1	
7	48552-87D00	.VALVE, MANUAL	1	
8	48553-87D00	.SEAL WASHER	2	
9	48554-87D00	.SPRING	2	
10	48555-87D00	.O RING	1	
11	48627-87D00	.O RING	2	->48605-87D00
12	48633-87D00	.O RING	2	->48605-87D00
13	48610-87D01	.PISTON & RAM	2	
14	48615-87D00	..RING, BACK UP	2	
15	48630-87D00	.HEAD, TRIM	2	
16	48584-87D00	.FILTER	2	
17	48586-94500	.PLUG	3	MODEL: 89
18	48588-87D00	.O RING	3	MODEL: 89
19	48681-87D00	.RING, SNAP	1	
20	48691-87D00	.PLUG	12	
21	48851-87D00	.COLLAR, ORIFICE	1	
22	48852-87D00	.PLUG, ORIFICE	1	
23	48853-87D00	.O RING, ORIFICE COLLAR	1	
24	48854-87D00	.O RING, ORIFICE PLUG	1	
25	48831-87D00	.CASE, DOWN PRESSURE VALVE	1	
26	48832-87D00	.VALVE, DOWN PRESSURE	1	
27	48833-87D00	.SPRING, DOWN PRESSURE VALVE	1	
28	48834-87D00	.BUSH, SEAL	1	
29	48518-87D00	O RING	2	
30	48585-87D00	O RING	2	->48505-87D10
31	48818-87D00	O RING	3	->48505-87D10
32	48682-87D00	O RING	1	

DT90/100 E3

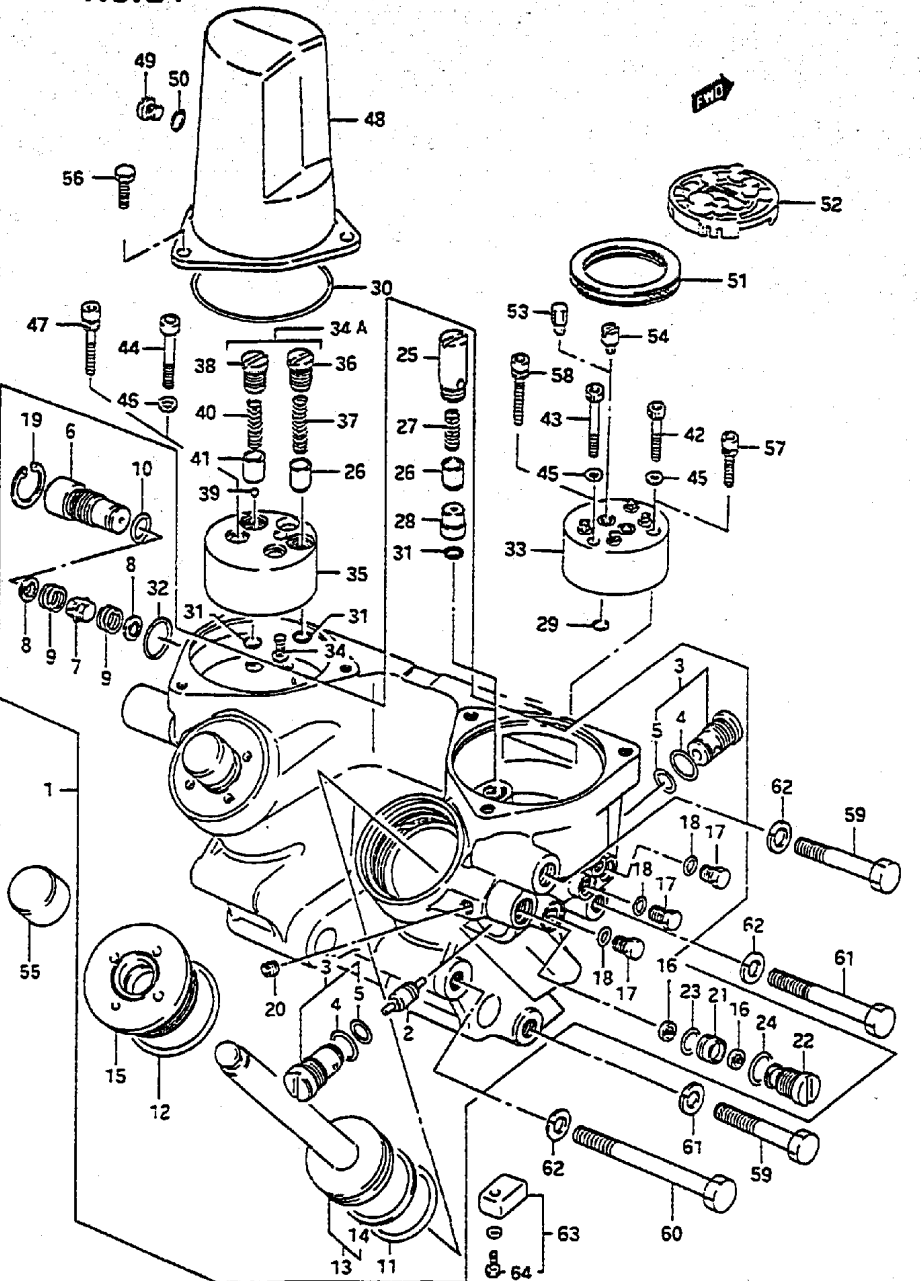


FIG. 24

FIG. 24 (E- 8) MANIFOLD PTT

Q-TY

REF.NO.	PART NO.	DESCRIPTION	Q-TY	REMARKS
33-1	48510-87D00	PUMP ASSY, GEAR	1	MODEL:89
33-2	48510-87D20	PUMP ASSY, GEAR	1	MODEL:90~99
34	48581-87D00	FILTER, VALVE CASE	1	
34A	48801-87D00	HOUSING/VALVE ASSY	1	
35	48811-87D00	.HSG, PRESSURE VALVE	1	
36	48821-87D00	.CASE, UP PRESSURE VALVE	1	
37	48823-87D00	.SPRING, UP PRESSURE VALVE	1	
38	48841-87D00	.CASE, VALVE UNDER	1	
39	48842-87D00	.BALL	1	
40	48843-87D00	.SPRING	1	
41	48844-87D00	.HOLDER	1	
42	07130-05253	BOLT	2	MODEL:89
43	07130-05303	BOLT	1	MODEL:89
44	07130-06353	BOLT	3	MODEL:89
45	08321-01057	LOCK WASHER	3	MODEL:89
46	08321-01067	WASHER	3	MODEL:89
47	48543-87D00	BOLT, VALVE HSG	3	MODEL:90~99
48	48571-87D00	RESERVOIR	1	
49	09248-10008	PLUG	1	
50	09280-08014	O RING	1	
51	48582-87D00	FILTER, PUMP	1	MODEL:89
52	48582-87D10	FILTER, PUMP	1	MODEL:90~99
53	48583-87D00	DRIVE JOINT	1	MODEL:89
54	48583-87D10	DRIVE JOINT	1	MODEL:90~99
55	48660-87D01	END BLOCK, TRIM RAM	2	
56	09117-06031	BOLT	3	
57	48541-87D00	BOLT, PUMP	2	MODEL:90~99
58	48542-87D00	BOLT, PUMP	1	MODEL:90~99
59	09100-10155	BOLT (L:50)	4	
60	09100-10264	BOLT (L:80)	2	
61	09100-10208	BOLT (L:70)	2	
62	09162-10005	LOCK WASHER	8	
63	55320-95310	ZINC ASSY, PROTECTION	1	
64	09116-06092	.BOLT	1	

DT90/100 E3

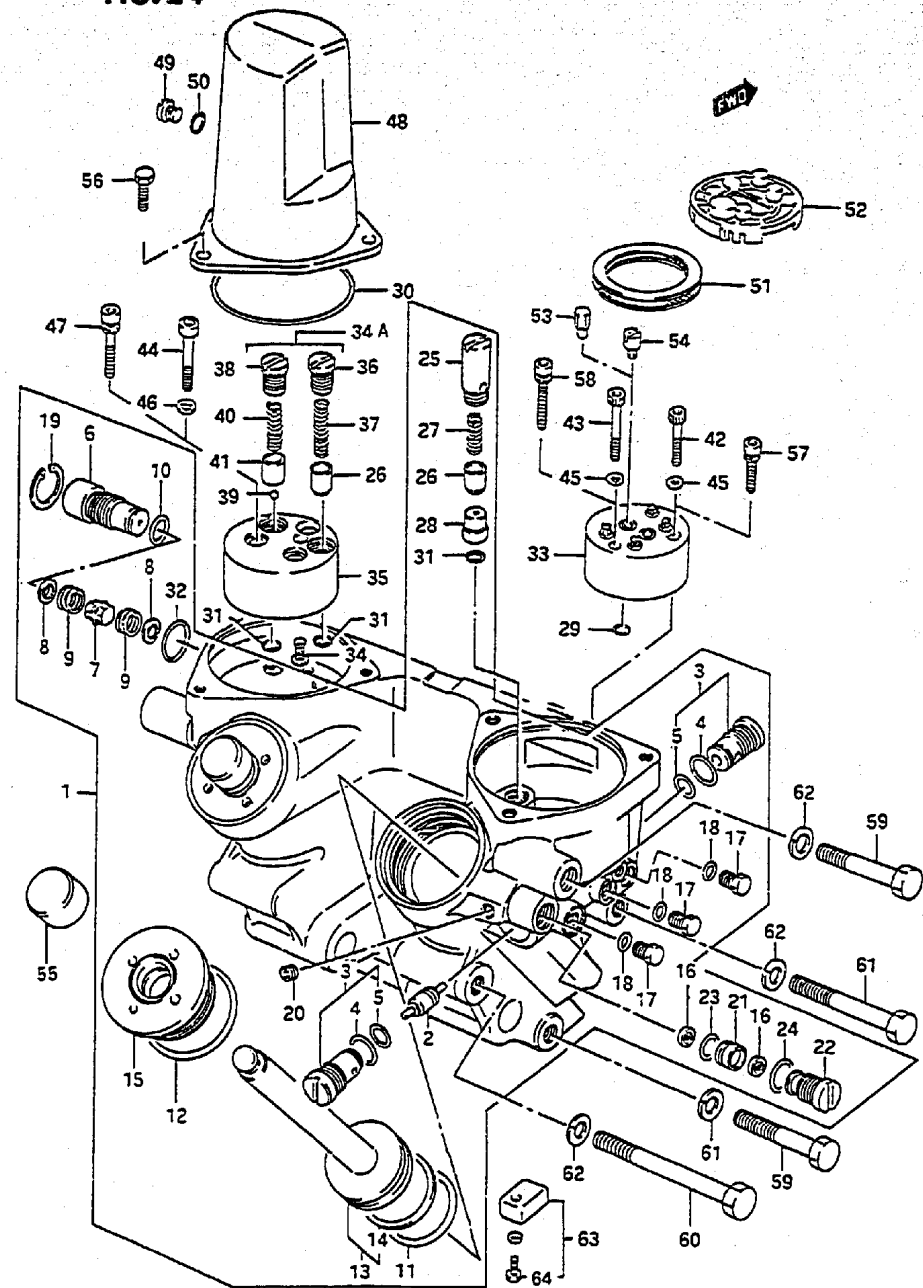


FIG.25

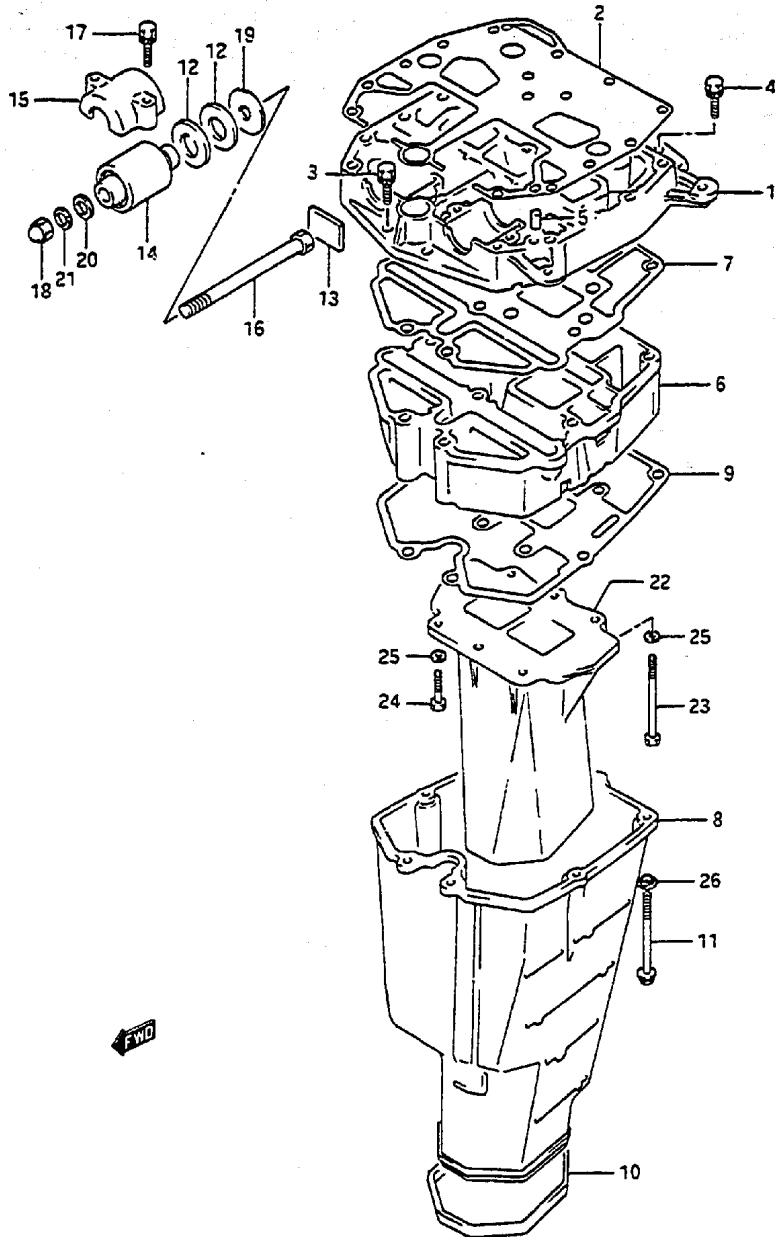


FIG.25 (F- 2) ENGINE HOLDER

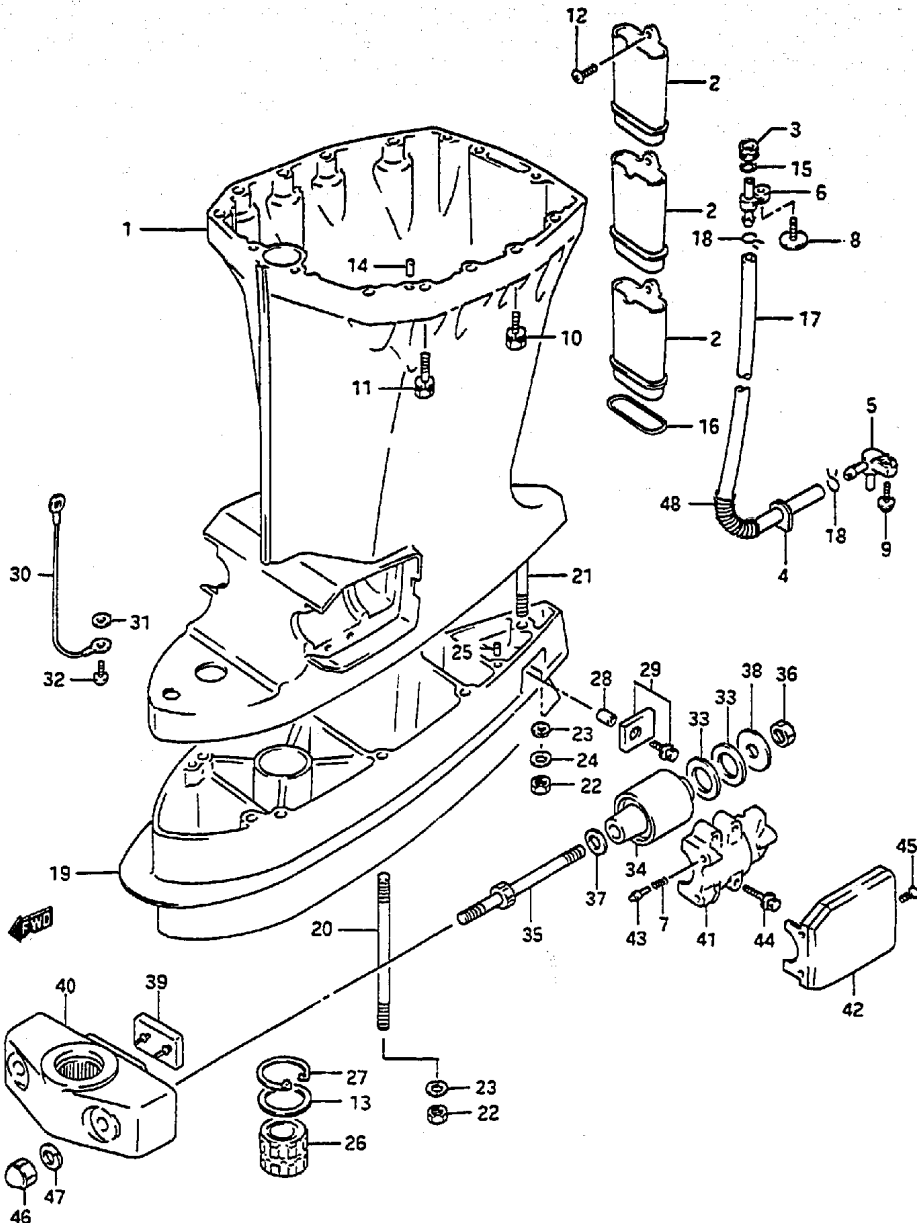
REF.NO.	PART NO.	DESCRIPTION	Q'TY	REMARKS
1-1	51111-87E00-OED	HOLDER, ENGINE	1	
1-2	51111-87E10-OED	HOLDER, ENGINE	1	MODEL:96-99 ->51111-87E00-OED USED WITH 09250-08001
2	51211-87E30	GASKET, ENGINE HOLDER	1	
3	09117-08043	BOLT (8X30)	2	
4	09117-08044	BOLT (8X40)	2	
5	09202-08006	PIN	2	
6	52211-87E00	MANIFOLD, EXHAUST	1	
7	52231-87E30	GASKET, EXHAUST MANIFOLD	1	
8	52311-87E01	HOUSING, EXHAUST TUBE	1	
9	52331-87E10	GASKET, EXHAUST TUBE	1	
10	52332-87E00	SEAL, EXHAUST TUBE HSG	1	
11	09103-08191	BOLT (8X90)	7	
12	54121-87E00	STOPPER, UPPER THRUST	4	
13	54125-87D00	MOUNT, UPPER THRUST REVERS	2	
14	54130-87E00	MOUNT, UPPER	2	
15	54137-87E00	COVER, UPPER MOUNT	2	
16	09100-12058	BOLT (12X138)	2	
17	09117-08056	BOLT (8X40)	4	
18	09145-12004	NUT	2	
19	09160-12065	WASHER (12X40X3.0)	2	
20	09160-12066	WASHER (12.5X22X2.5)	2	
21	09162-12005	LOCK WASHER (12.2X21.5X3.0)	2	
22-1	14211-87E10	TUBE, EXHAUST	1	DT90
22-2	14211-87E01	TUBE, EXHAUST	1	DT100
23	09103-08191	BOLT (8X90)	2	
24	09103-08243	BOLT (8X30)	4	
25	09162-08007	LOCK WASHER (12.2X21.5X3.0)	6	
26	09169-08038	WASHER, SEAL	7	

COLOR : OED (GRAY)

DT90/100 E3

FIG. 26

FIG. 26 (F- 3) DRIVESHAFT HOUSING



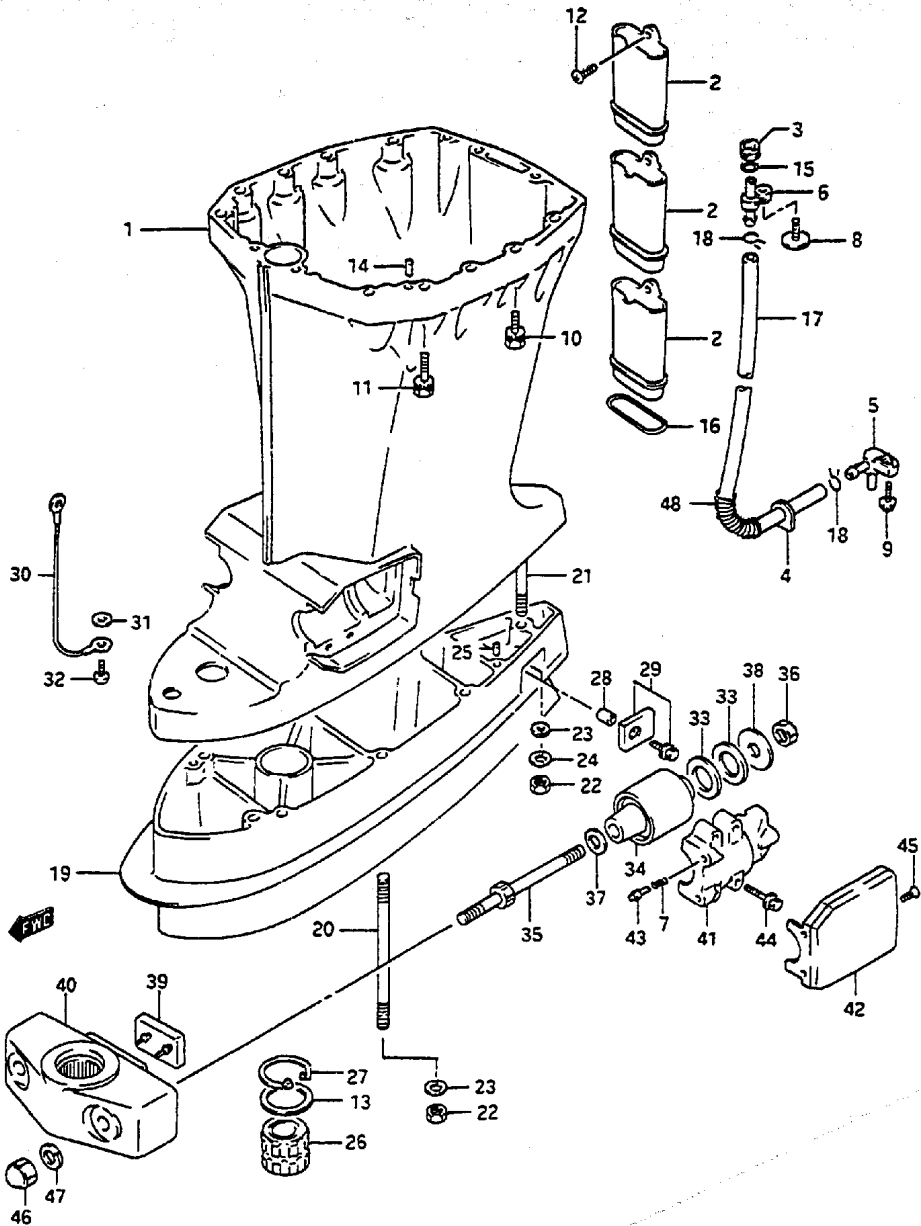
REF.NO.	PART NO.	DESCRIPTION	QTY	REMARKS
1	52111-87E01-OED	HOUSING, DRIVE SHAFT	1	
2	52123-87D00	TUBE, OVER FLOW	3	
3	52341-87E00	GROMMET	1	~MODEL:95
4-1	52342-87D00	GROMMET	1	
4-2	52342-87E00	GROMMET	1	MODEL:96~99
5	52343-87D01	CONNECTOR, DRAIN HOSE	1	~MODEL:95
6	52343-87E01	CONNECTOR, DRAIN HOSE UPPER	1	~MODEL:95
7	09440-07066	SPRING	4	
8	09116-06092	BOLT (6X16)	1	~MODEL:95
9	09118-06093	BOLT (6X25)	1	~MODEL:95
10	09118-08098	BOLT (8X85)	4	
11	09118-08134	BOLT (8X125)	6	
12	09125-06069	SCREW	1	
13	09160-28020	WASHER	1	~MODEL:97
14	09202-08006	PIN	2	
15	09280-08012	O RING (D:1.9 ID:7.8)	1	~MODEL:95
16	09280-45004	O RING (D:2.4 ID:44.7)	1	
17-1	09355-70125-600	HOSE	1	L:600~550, TYPE:L
17-2	09355-70125-00B	HOSE	1	L:2000~680, TYPE:XL
18	09401-11403	CLIP	2	~MODEL:95
19	52131-87E00-OED	CASE, EXTENSION (XL)	1	
20-1	09108-10043	STUD BOLT (L:174)	6	TYPE:XL MODEL:89,90
20-2	09108-10115	STUD BOLT (L:167)	6	TYPE:XL MODEL:91~99
21	09108-10026	STUD BOLT (L:38)	1	TYPE:XL
22	09140-10031	NUT	7	TYPE:XL
23	09162-10005	LOCK WASHER	7	TYPE:XL
24	09160-28020	WASHER	1	TYPE:XL
25	09202-08006	PIN	2	TYPE:XL
26	57130-87E01	BUSH	1	TYPE:XL
27	09381-40005	CIRCLIP	1	TYPE:XL
28	09180-08142	SPACER	1	
29	55320-95310	ZINC, PROTECTION	1	

COLOR : OED (GRAY)

DT90/100 E3

FIG. 26

FIG.26 (F- 4) DRIVESHAFT HOUSING



REF.NO.	PART NO.	DESCRIPTION	Q'TY	REMARKS
30	36895-87D01	LEAD	1	BRKT TO HSG
31	09161-06120	WASHER	1	
32	09125-06063	SCREW	1	
33	54121-87D00	DAMPER, REVERSE STOPPER LOWER	2	
34-1	54160-87E10	MOUNT ASSY, LOWER (L)	2	
34-2	54160-87E00	MOUNT ASSY, LOWER (XL)	2	
34-3	54160-87E20	MOUNT ASSY, LOWER	2	DT100S -54160-87E10
35	54166-87E00	BOLT, LOWER MOUNT	2	
36	09140-12029	NUT	2	
37	09160-12066	WASHER (12.5X22X2.5)	2	
38-1	09160-12075	WASHER (12X42X4)	2	
38-2	09160-12065	WASHER (12.2X40X3)	2	MODEL:98,99
39	54151-94400	MOUNT, LOWER THRUST	1	
40	54211-87E00-OED	BRACKET, LOWER MOUNT	1	
41	54221-87E00-OED	COVER, LOWER MOUNT	2	
42	54222-87E01-OED	CAP, LOWER MOUNT COVER	2	
43	54224-87E00	PIN, LOWER MOUNT CAP	4	
44	09117-08056	BOLT (8X25)	8	
45	09126-06008	SCREW (6X16)	2	
46	09145-12004	NUT	2	
47	09162-12005	WASHER	2	
48	09440-13048	SPRING	1	MODEL:95

COLOR : OED (GRAY)

DT90/100 E3

FIG. 27

FIG. 27 (F-5) GEAR CASE

Q'TY

REF.NO.	PART NO.	DESCRIPTION	Q'TY	REMARKS
1	55110-87E00-0ED	CASE, GEAR	1	
2	09253-26023	.BEARING, PINION	1	
4	55118-87D00	GROMMET, GEAR CASE	1	~MODEL:95
5	55119-87D10	PIPE, WATER DRAIN	1	~MODEL:95
6	55125-87E01	TAB, TRIM	1	
7	55127-87D00	UNION, SPEEDOMETER HOSE	1	
8	09116-08103	BOLT, TRIM TAB (8X22)	1	
9	09117-10038	BOLT (10X55)	6	
10	09117-10039	BOLT (10X80)	1	
11	09168-10022	GASKET, DRAIN PLUG	2	
12	09202-08006	PIN	2	
13	09248-10008	PLUG, DRAIN	2	
14-1	09355-40805-600	HOSE	1	L:600-70,TYPE:L
14-2	09355-40805-600	HOSE	1	L:600-200,TYPE:XL
15	09362-09008	NIPPLE	1	
16	09407-14407	CLAMP	3	
17	17631-87E00	FILTER, WATER PORT	1	
18	17632-87E00	FILTER, WATER STBD	1	
19	17635-87E00	FILTER, WATER SUB	1	
20	09125-04018	SCREW (L:35)	1	
21	09125-04023	SCREW (L:30)	1	
22	09140-04007	NUT	2	
23	09125-05046	SCREW	2	
24-1	58100-95550-019	PROPELLER (13X18)	1	U1800
24-2	58100-95511-019	PROPELLER (13X17)	1	U1700
24-3	58100-95521-019	PROPELLER (13X19)	1	U1900
25	58120-95500	.BUSH	1	W/REF.NO.24
26-1	58100-94500-019	PROPELLER (13 1/2X15)	1	V1500
26-2	58100-94512-019	PROPELLER (13 1/4X17)	1	V1700
26-3	58100-94522-019	PROPELLER (13X19)	1	V1900
26-4	58100-94532-019	PROPELLER (13X21)	1	V2100

COLOR : OED (GRAY)
019 (BLACK)

DT90/100 E3

37

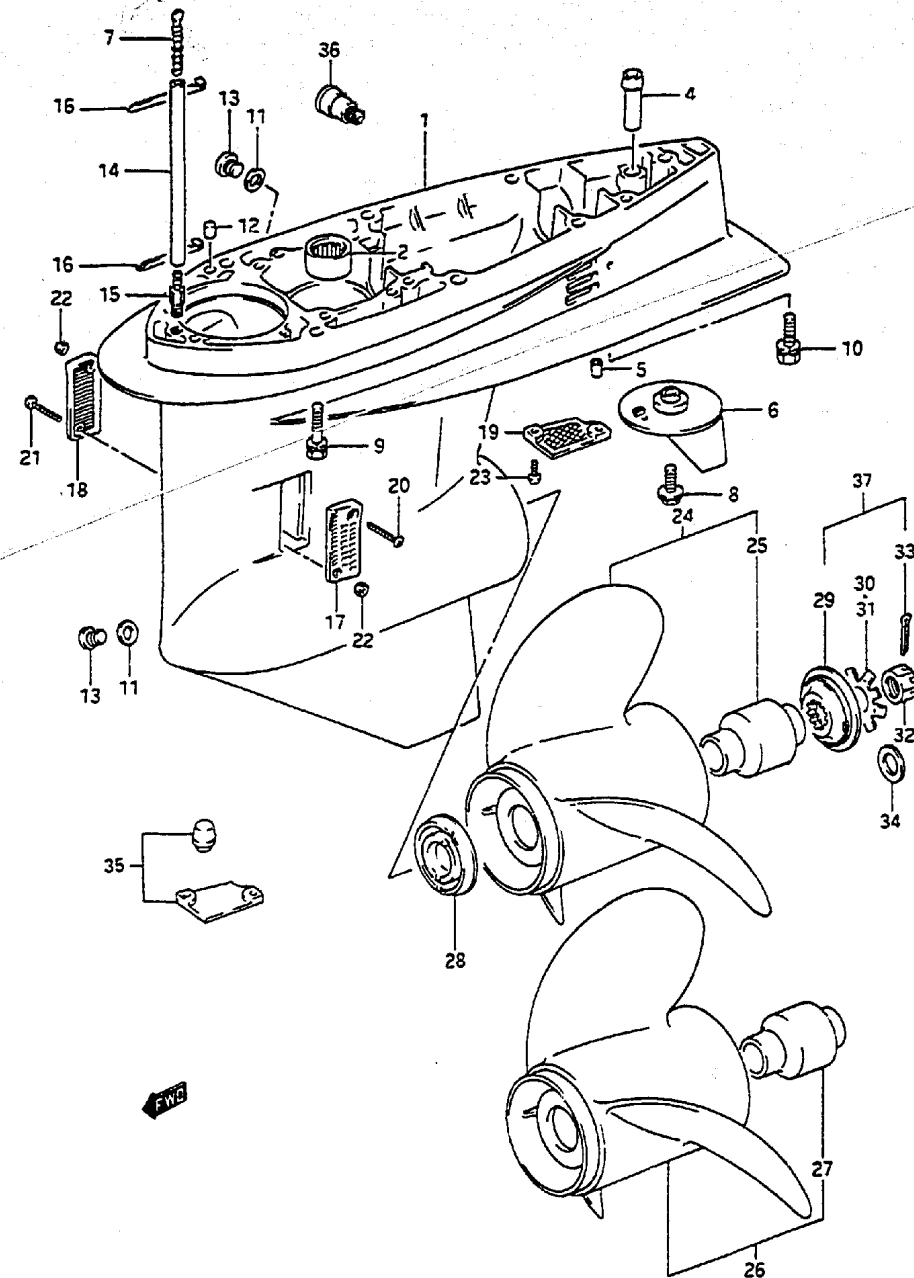


FIG. 27

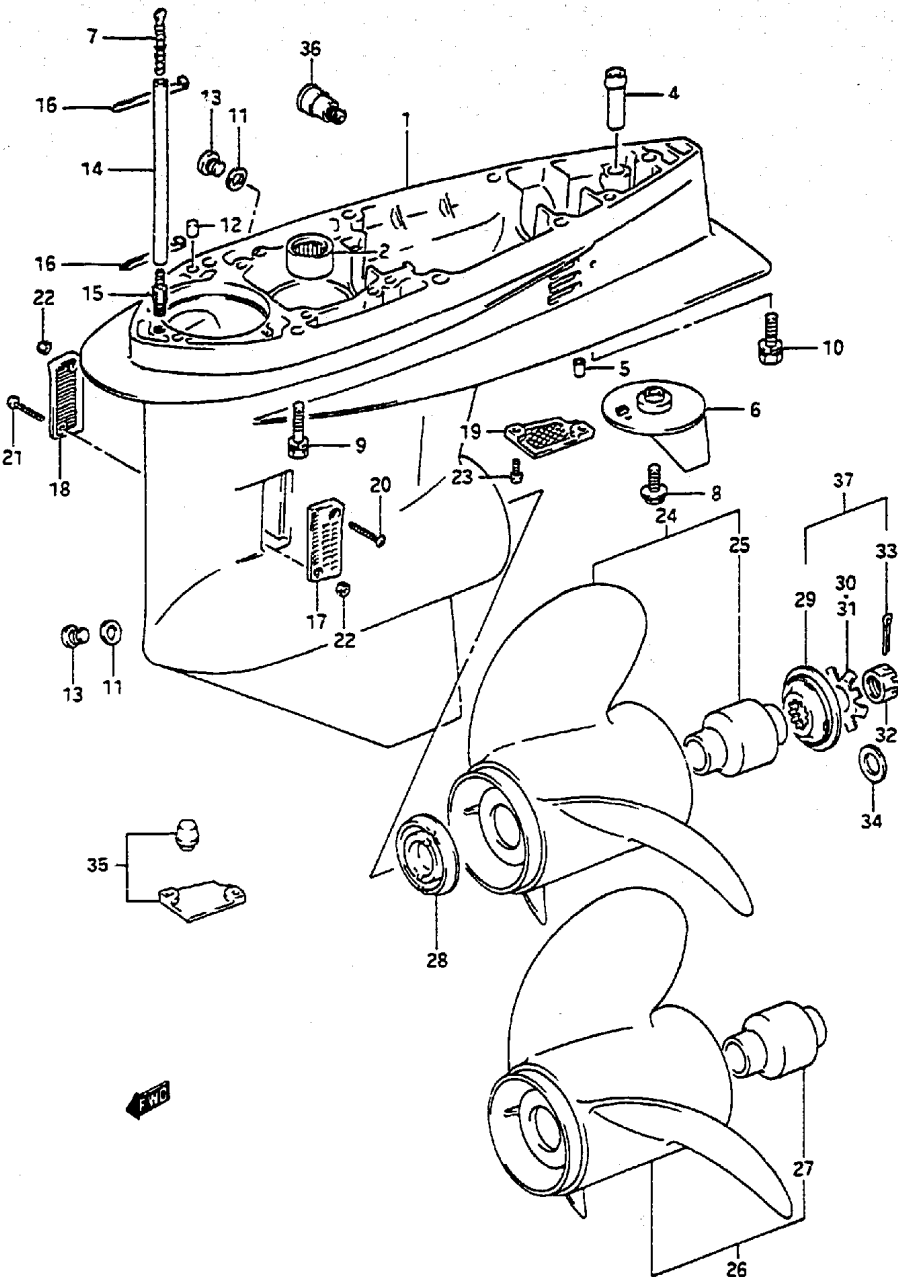


FIG. 27 (F- 6) GEAR CASE

REF.NO.	PART NO.	DESCRIPTION	QTY	REMARKS
26-5	58100-94554	PROPELLER (13 1/2X15)	1	
26-6	58100-94581	PROPELLER (13 1/4X17)	1	
26-7	58100-94561	PROPELLER (13X19)	1	
26-8	58100-94571	PROPELLER (13X21)	1	
27	58120-94520	.BUSH	1	W/REF.NO.26
28-1	57632-87E00	STOPPER, PROPELLER BUSH	1	TYPE:V
28-2	57632-87E10	STOPPER, PROPELLER BUSH	1	TYPE:U
29-1	57633-94500	SPACER	1	TYPE:V
29-2	57633-95501	SPACER	1	TYPE:U
30	57634-94500	WASHER	1	TYPE:V ~MODEL:92
31	57635-95300	WASHER	1	TYPE:U ~MODEL:92
32	09141-18005	NUT	1	
33	09204-03003	COTTER PIN (L:25)	1	
34	09160-18028	WASHER	1	DT90:231126~ DT100:231503~
35	17600-87E00	PLUG SET, SUB WATER TUBE	1	OPT
36	55182-95200	ATTACHMENT, FLUSH HOSE FOR USA	1	OPT, ~MODEL:97
37-1	57630-94500	PROPELLER NUT KIT	1	OPT, TYPE:V REF.NO. 28-1, 29-1, 32, 33, 34
37-2	57630-95500	PROPELLER NUT KIT	1	OPT, TYPE:U REF.NO. 28-2, 29-2, 32, 33, 34
38	25700-87E00	SEALING KIT, GEAR CASE	1	OPT NOT SHOWN

FIG. 28

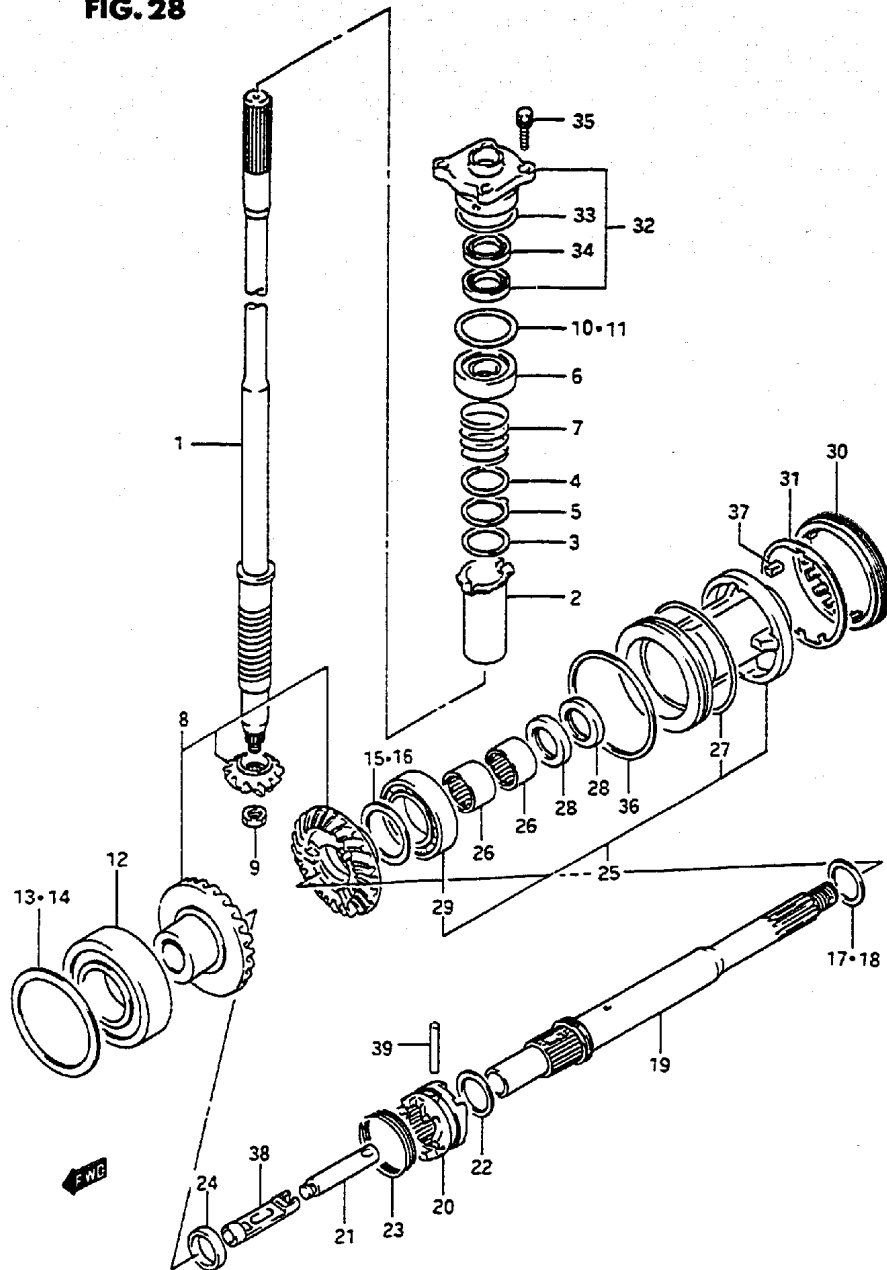


FIG. 28 (F- 7) TRANSMISSION

REF. NO.	PART NO.	DESCRIPTION	Q'TY	REMARKS
1-1	57110-87E00	SHAFT ASSY, DRIVE (L)	1	
1-2	57110-87E10	SHAFT ASSY, DRIVE (XL)	1	
2	57133-87E00	COLLAR, DRIVE SHAFT	1	
3	57134-87E10	PROTECTOR, DR SFT COLLAR	1	
4	09160-31005	WASHER	1	
5	09169-33001	WASHER	1	
6	09265-25023	BEARING	1	
7	09440-38006	SPRING	1	
8	57300-87821	PINION / GEAR SET	1	
9	09140-14032	NUT	1	
10	57500-87872	SHIM SET, DRIVE SHAFT	1	
11-1	09181-41003	.SHIM (T:0.60)	1	
11-2	09181-41004	.SHIM (T:0.65)	1	
11-3	09181-41005	.SHIM (T:0.70)	1	
11-4	09181-41006	.SHIM (T:0.75)	1	
11-5	09181-40190	.SHIM (T:0.80)	1	
11-6	09181-41008	.SHIM (T:0.85)	1	
11-7	09181-41009	.SHIM (T:0.90)	1	
11-8	09181-41010	.SHIM (T:0.95)	1	
11-9	09181-40195	.SHIM (T:1.00)	1	
11-10	09181-41012	.SHIM (T:1.05)	1	
11-11	09181-41013	.SHIM (T:1.10)	1	
11-12	09181-41014	.SHIM (T:1.15)	1	
12	09265-40003	BEARING	1	
13	57500-87882	SHIM SET, FORWARD GEAR	1	
14-1	09181-64002	.SHIM (T:0.55)	1	
14-2	09181-64003	.SHIM (T:0.60)	1	
14-3	09181-64004	.SHIM (T:0.65)	1	
14-4	09181-64005	.SHIM (T:0.70)	1	
14-5	09181-64006	.SHIM (T:0.75)	1	
14-6	09181-64007	.SHIM (T:0.80)	1	
14-7	09181-64008	.SHIM (T:0.85)	1	
14-8	09181-64009	.SHIM (T:0.90)	1	
14-9	09181-64010	.SHIM (T:0.95)	1	
14-10	09181-64011	.SHIM (T:1.00)	1	

DT90/100 E3

FIG. 28

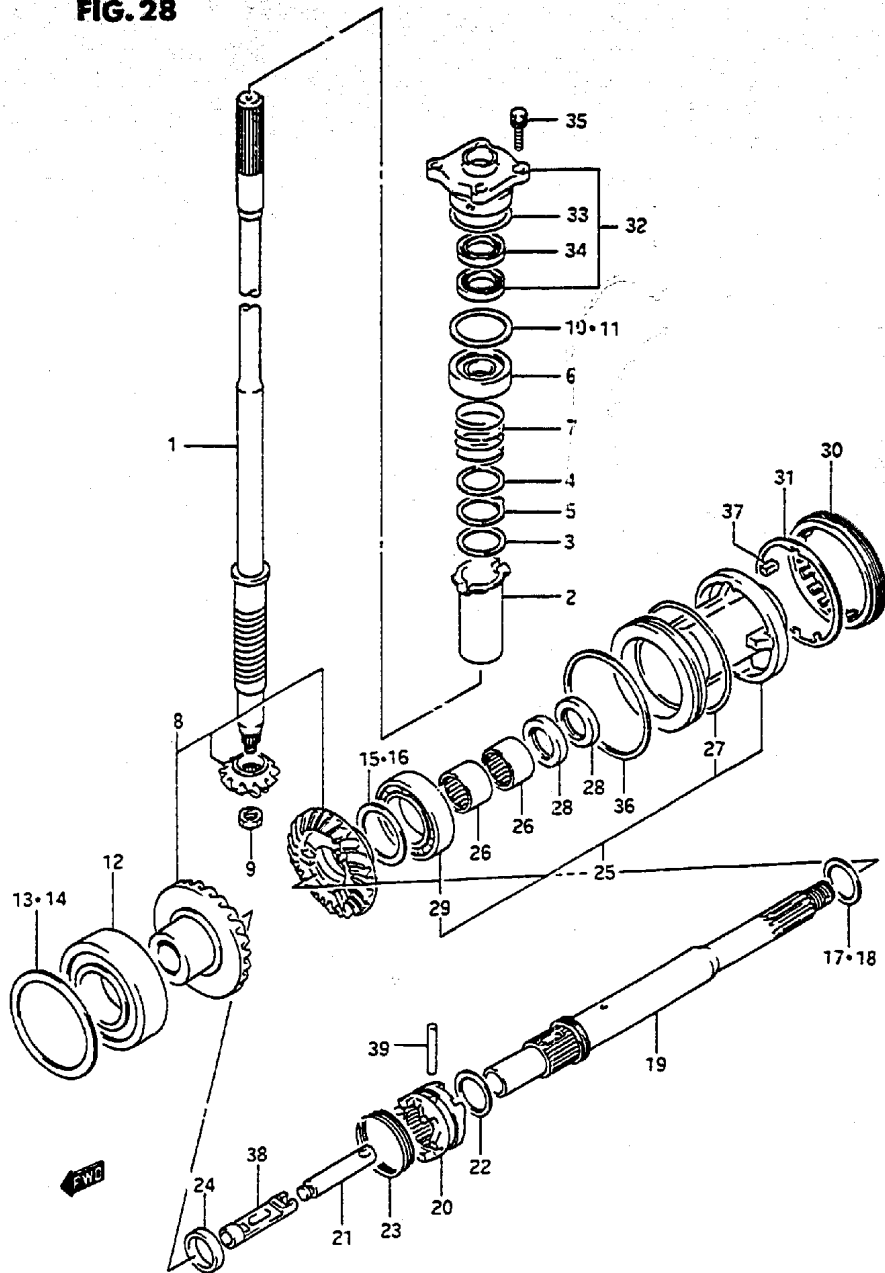


FIG. 28 (F- 8) TRANSMISSION

REF.NO.	PART NO.	DESCRIPTION	Q'TY	REMARKS
15	57500-87892	SHIM SET, REVERSE GEAR	1	
16-1	09181-40195	.SHIM (T:1.0)	1	
16-2	09181-41013	.SHIM (T:1.1)	1	
16-3	09181-40176	.SHIM (T:1.2)	1	
16-4	09181-40181	.SHIM (T:1.3)	1	
16-5	09181-40182	.SHIM (T:1.4)	1	
16-6	09181-40212	.SHIM (T:1.5)	1	
16-7	09181-40033	.SHIM (T:1.6)	1	
16-8	09181-40034	.SHIM (T:1.7)	1	
16-9	09181-40035	.SHIM (T:1.8)	1	
16-10	09181-40036	.SHIM (T:1.9)	1	
17	57510-87811	THRUST WASHER SET	1	
18-1	09181-28184	.SHIM (T:1.5)	1	
18-2	09160-28023	.WASHER (T:1.6)	1	
18-3	09160-28024	.WASHER (T:1.7)	1	
18-4	09160-28025	.WASHER (T:1.8)	1	
18-5	09160-28026	.WASHER (T:1.9)	1	
18-6	08211-28363	.WASHER (T:2.0)	1	
18-7	09160-28027	.WASHER (T:2.1)	1	
18-8	08211-28364	.WASHER (T:2.2)	1	
18-9	09160-28028	.WASHER (T:2.3)	1	
18-10	09160-28029	.WASHER (T:2.4)	1	
18-11	08211-28365	.WASHER (T:2.5)	1	
18-12	09160-28030	.WASHER (T:2.6)	1	
18-13	09160-28031	.WASHER (T:2.7)	1	
18-14	09160-28032	.WASHER (T:2.8)	1	
18-15	09160-28033	.WASHER (T:2.9)	1	
19	57610-87E00	SHAFT ASSY, PROPELLER	1	
20	57621-87E02	SHIFTER, CLUTCH DOG	1	
21	57631-87E00	PIN, CONNECTOR	1	
22	09380-32003	STOPPER, CLUTCH DOG REVERSE	1	
23	09440-46006	SPRING, CLUTCH DOG SHIFTER	1	
24	09180-24008	STOPPER, CLUTCH DOG FORWARD	1	

DT90/100 E3

FIG. 28

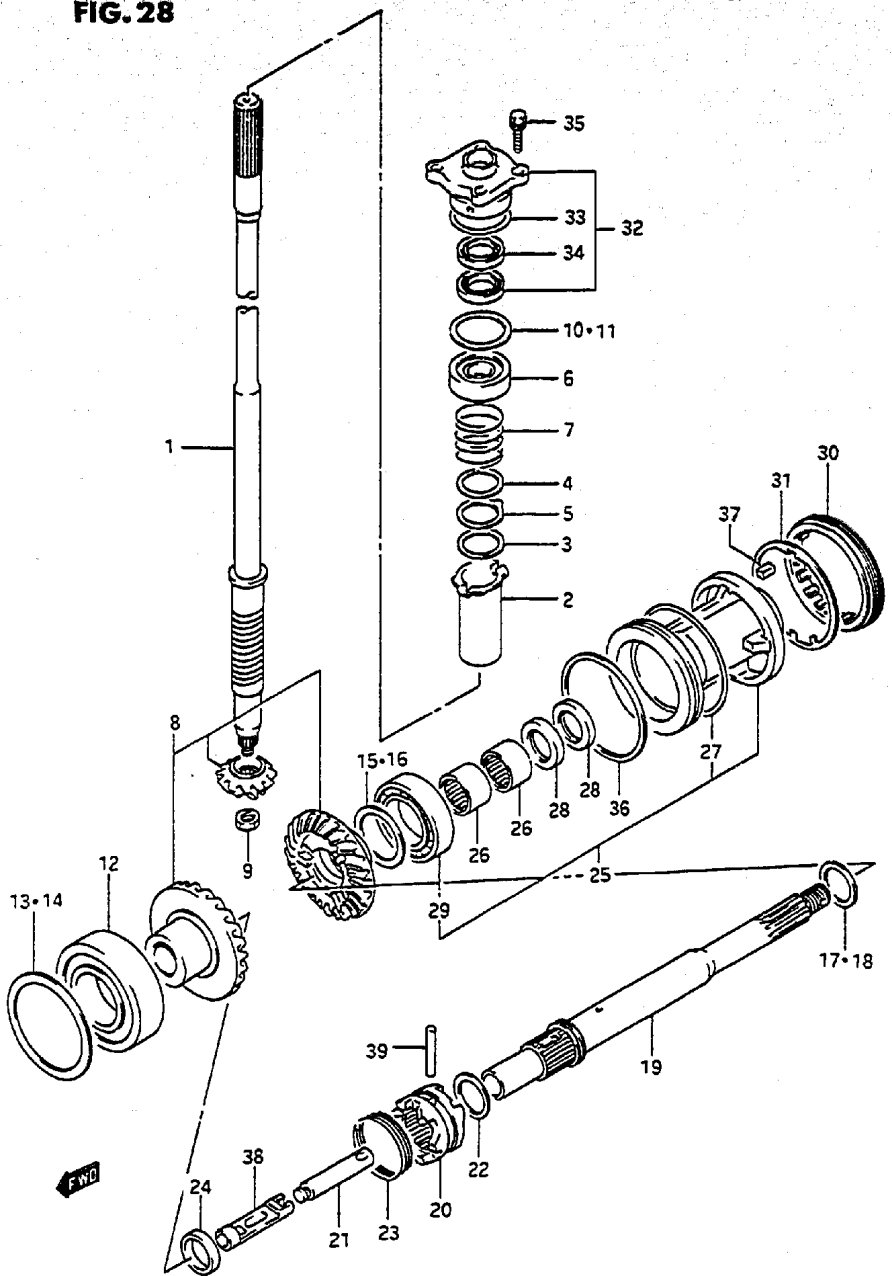


FIG. 28 (F- 9) TRANSMISSION

REF.NO.	PART NO.	DESCRIPTION	Q'TY	REMARKS
25	56120-87E00	HOUSING, PROP SFT BRG	1	
26	09263-28013	.BEARING	2	
27	09280-86001	.O RING	1	
28	09282-28003	.OIL SEAL	2	
29	08113-60087	.BEARING	1	
30	56122-87E00	STOPPER	1	
31	56123-87E00	WASHER	1	
32	56130-87E00	HOUSING	1	
33	09280-46004	.O RING	1	
34	09282-22004	.OIL SEAL	2	
35	09117-08057	BOLT (8X25)	4	
36	09160-86001	SPACER (86X92X1.5)	1	
37	09421-04008	KEY	1	
38	25321-87E01	SLIDER, SHIFT HORIZONTAL	1	
39	09202-07003	PIN	1	

DT90/100 E3

FIG. 29

FIG. 29 (G- 2) LOWER COVER

Q'TY

REMARKS

REF. NO.	PART NO.	DESCRIPTION	Q'TY	REMARKS
1-1	61110-87E03-OED	COVER, LOWER	1	~MODEL:95
1-2	61110-87E10-OED	COVER, LOWER	1	MODEL:96,97
1-3	61110-87E20-OED	COVER, LOWER	1	MODEL:98,99
2	61155-94500	.TUBE, DRAIN	1	
2A	61139-87E00	.TUBE, DRAIN	1	MODEL:96-99
3	61112-94502	SEAL, LOWER COVER UPPER	1	
4	61131-87E01-OED	COVER, ENGINE HOLDER FRONT	1	
5	61141-87E00-OED	COVER, ENGINE HOLDER REAR	1	
6-1	09116-06092	BOLT (6X16)	2	
6-2	09116-06094	BOLT (6X15)	2	MODEL:99
7-1	09116-06099	BOLT (6X35)	2	
7-2	09128-06072	BOLT (6X30)	2	MODEL:97-99
8	09128-06072	BOLT (6X30)	2	
9	09118-08127	BOLT (6X40)	4	
10	09169-08039	WASHER (8.5X30X1.5)	4	
11	09320-11013	CUSHION	4	
12	61631-87D01	HOCK	2	
13	61633-87D03-OED	LEVER, HOOK REAR	2	
14	61633-95204-OED	LEVER, HOOK	1	
15	61641-87D00	HOCK, FRONT	1	
16	09116-06127	BOLT (6X12)	3	
17-1	09164-13005	WASHER WAVE	3	
17-2	09164-14008	WASHER WAVE	3	MODEL:91-99
18	09307-13002	BUSH	2	
19	09307-13003	BUSH	1	
20	61240-87E00-70G	DECAL SET, LOWER COVER	1	FOR OED ~MODEL:94
22	61138-87E02	COVER, WATER	1	
23	61125-87D00-OED	PLATE, CABLE GROMMET	1	
24	61124-87D01	GROMMET, CABLE	1	

COLOR : OED (GRAY) 019 (BLACK)
 70G (764/019) 764 (GOLD)

DT90/100 E3

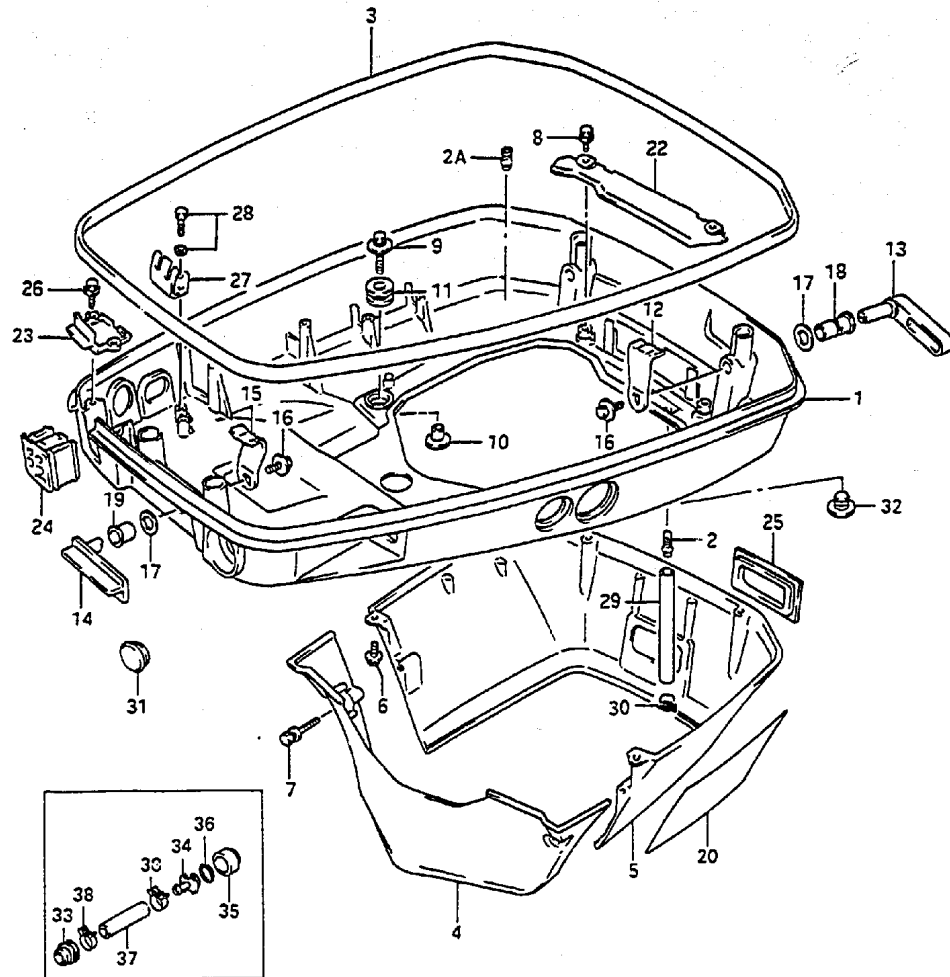


FIG. 29

FIG. 29 (G- 3) LOWER COVER

Q-TY

REMARKS

REF. NO.	PART NO.	DESCRIPTION	Q-TY	REMARKS
25	61142-87E00	GROMMET, ENGINE HOLDER COVER	1	
26	09116-06106	BOLT (6X20)	2	
27	67341-87D02	HOLDER, REMOCON CABLE	1	
28-1	09116-06092	BOLT (6X16)	2	
28-2	09116-06094	BOLT (6X15)	2	MODEL:99
29	09352-50903-600	HOSE (5X9X600)	1	L:600-130
30	09401-08411	CLIP	2	
31	09250-21003	PLUG, ENGINE LOWER COVER	1	MODEL:91~99
32	09250-09001	CAP, ENGINE LOWER COVER	1	MODEL:96~99
33	17911-94610	GROMMET, FLUSH CONNECTOR	1	MODEL:98,99
34	17912-94610	CONNECTOR, FLUSH HOSE	1	MODEL:98,99
35	17913-94610	PLUG, FLUSH CONNECTOR	1	MODEL:98,99
36	09280-19006	O RING	1	MODEL:98,99
37	09355-90145-600	HOSE	1	MODEL:98,99 L:600-480
38	09401-13416	CLIP	2	MODEL:98,99

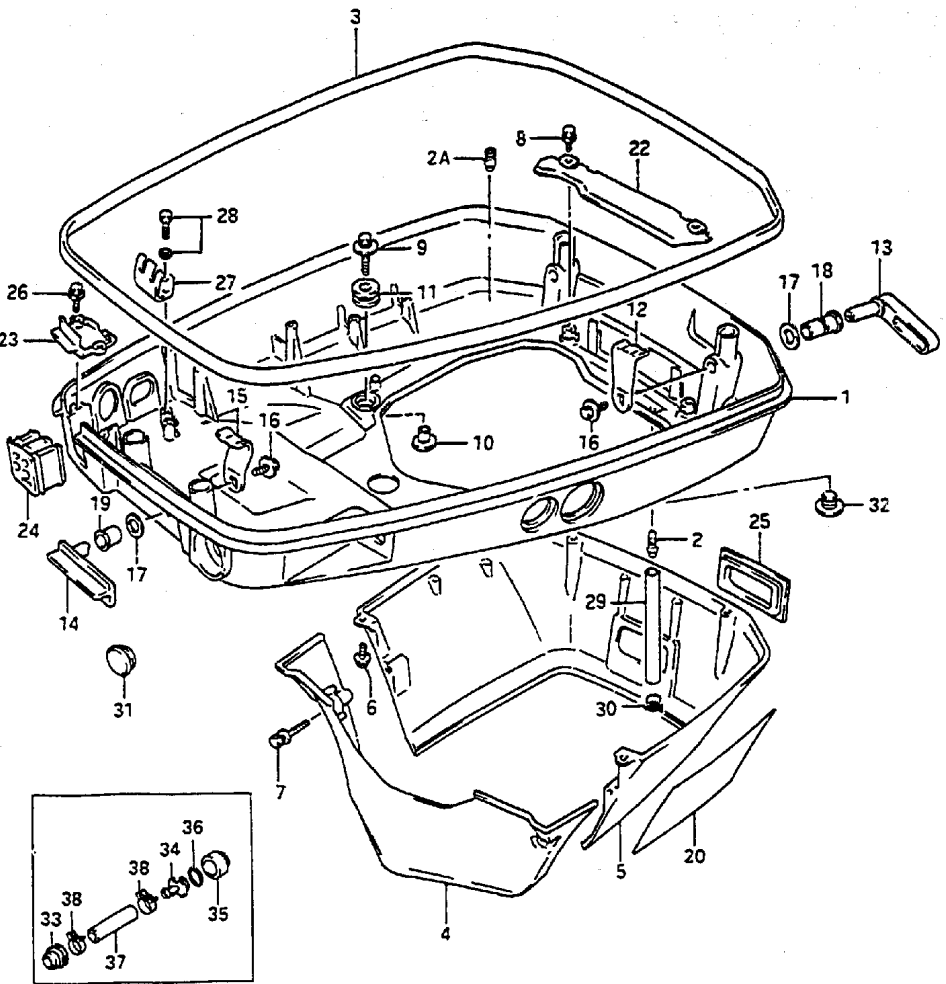
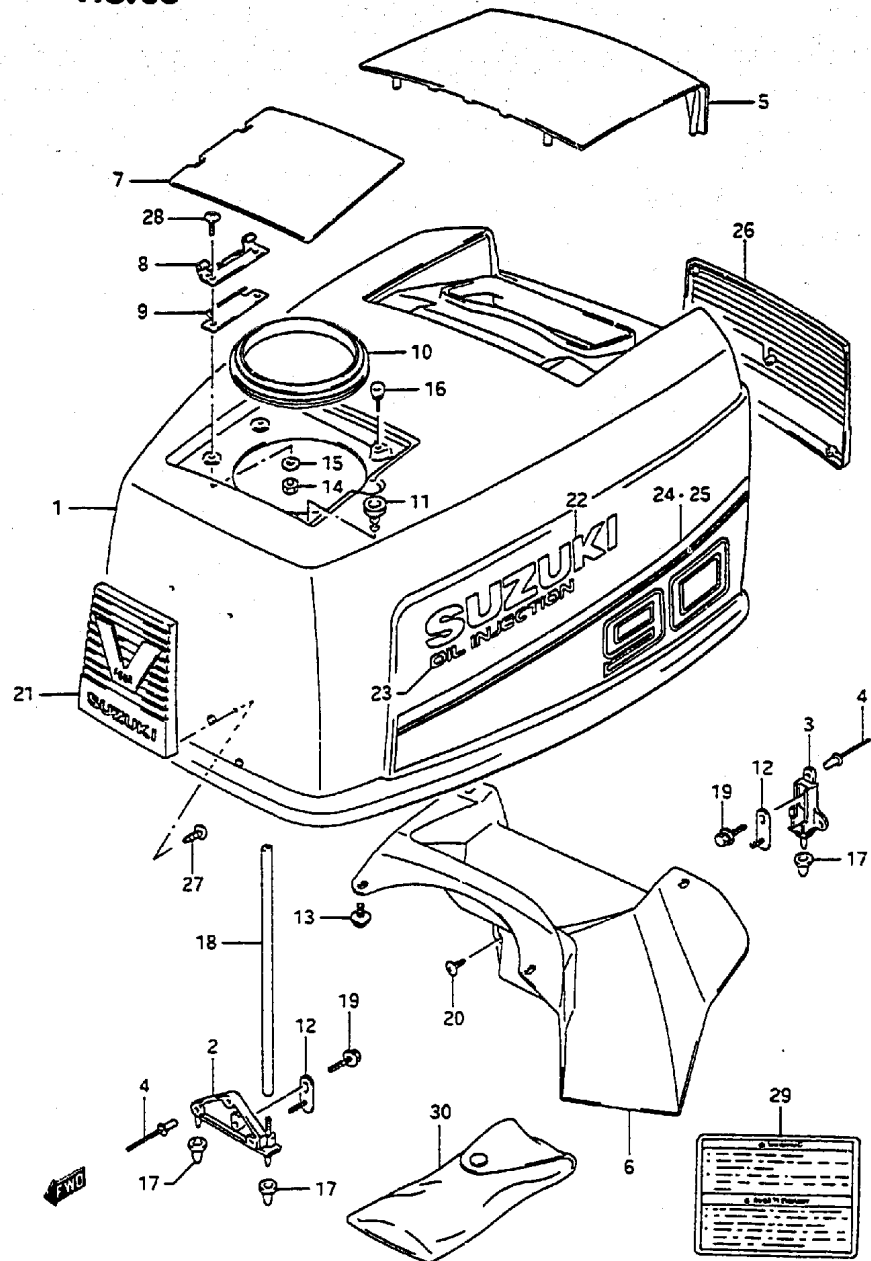


FIG. 30

FIG.30 (G- 4) ENGINE COVER (DT90 -MODEL:94)



REF.NO.	PART NO.	DESCRIPTION	Q'TY	REMARKS
1	61410-87E01-OED	COVER SET, ENGINE	1	
2	61620-87D01	.BRACKET, FASTENER FRONT	1	
3	61644-87D01	.BRACKET, FASTENER REAR	2	
4	09229-04Q28	.RIVET	9	
5	61431-87D01-OED	.COVER, AIR INTAKE	1	
6	61433-87E00	.COVER, AIR INTAKE INNER	1	
7	61481-87D00-OED	.LID, OIL TANK FILLER	1	
8	61482-94400	.HINGE, OIL FILLER LID	1	
9	61485-94400	.SPRING, OIL FILLER LID	1	
10	61491-87D01	.SEAL, OIL FILLER LID	1	
11	61495-87D00	.DRAIN, ENGINE COVER	1	
12	61610-95514	.FASTENER	3	
13	02162-06167	.BOLT	4	
14	09140-05005	.NUT	2	
15	09160-05024	.WASHER	2	
16	09321-05019	.CUSHION	2	
17	09329-10022	.CUSHION	4	
18	09352-50903-600	.HOSE	1	L:600→240
19	01550-06127	.BOLT (6X12)	3	
20	03242-05163	.SCREW	2	
21	61421-87E00-80C	EMBLEM, FRONT	1	FOR OED
22-1	68112-43400-019	MARK, SUZUKI	2	FOR OT
22-2	61441-95560-764	MARK, SUZUKI	2	FOR OED

COLOR : OED (GRAY) 80C (764/291)
 70G (764/019) 291 (BLACK)
 019 (BLACK) 764 (GOLD)

REFER TO FIG.31 (G-6) FOR DT100
 REFER TO FIG.31A(G-8) FOR DT90/100:MODEL 95~97
 REFER TO FIG.31B(G-9) FOR MODEL:98,99

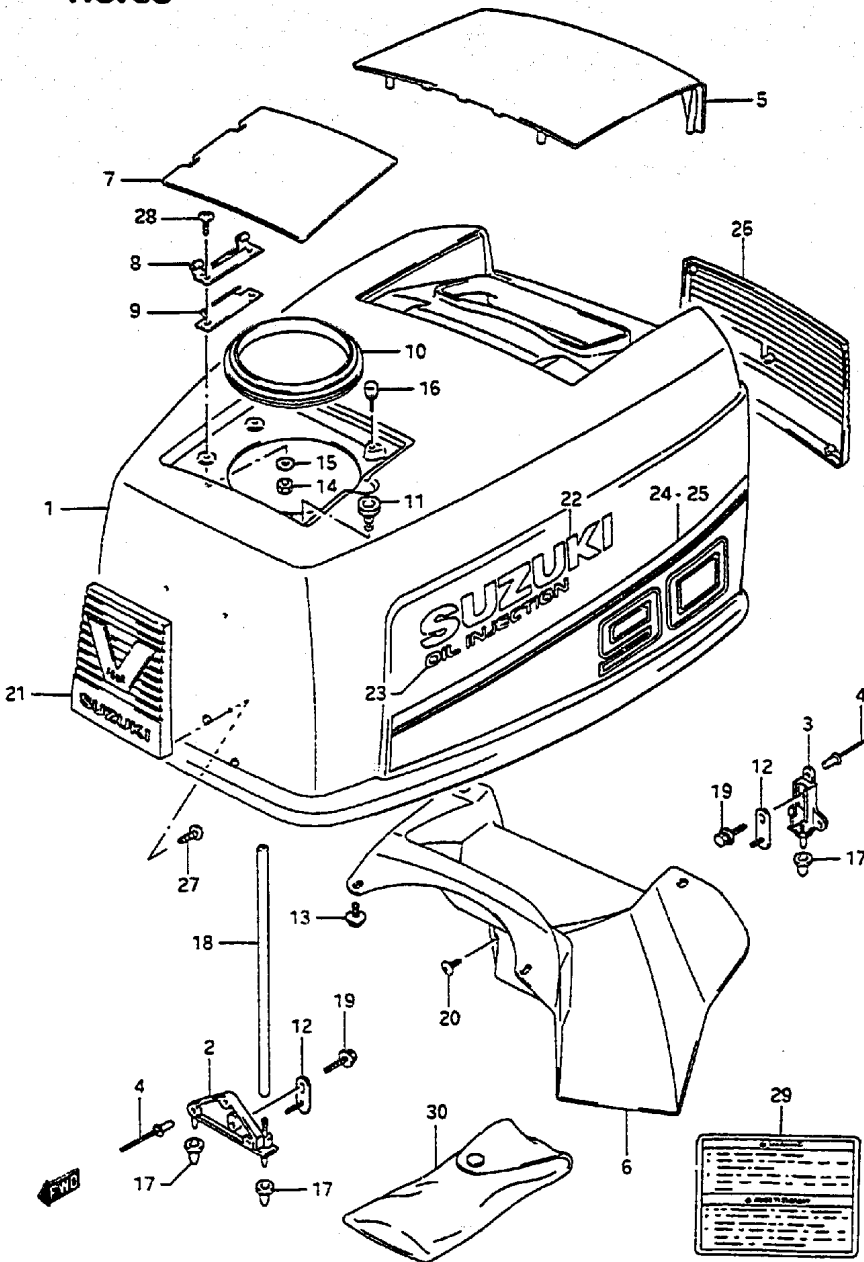
DT90/100 E3

FIG. 30

FIG. 30 (G-5) ENGINE COVER (DT90 -MODEL:94)

Q'TY

REF. NO.	PART NO.	DESCRIPTION	Q'TY	REMARKS
23-1	61442-94600-019	MARK, OIL INJECTION	2	FOR 01T
23-2	61442-94600-764	MARK, OIL INJECTION	2	FOR OED
24	61443-87E10-70G	DECAL, STBD	1	FOR OED
25	61453-87E10-70G	DECAL, PORT	1	FOR OED
26	61531-87E10-80C	EMBLEM, REAR	1	FOR OED
27	03242-05123	SCREW	7	
28	09125-05028	SCREW	2	
29	61581-98610	MARK, SAFETY WARNING	1	
30	09800-01001	TOOL SET	1	



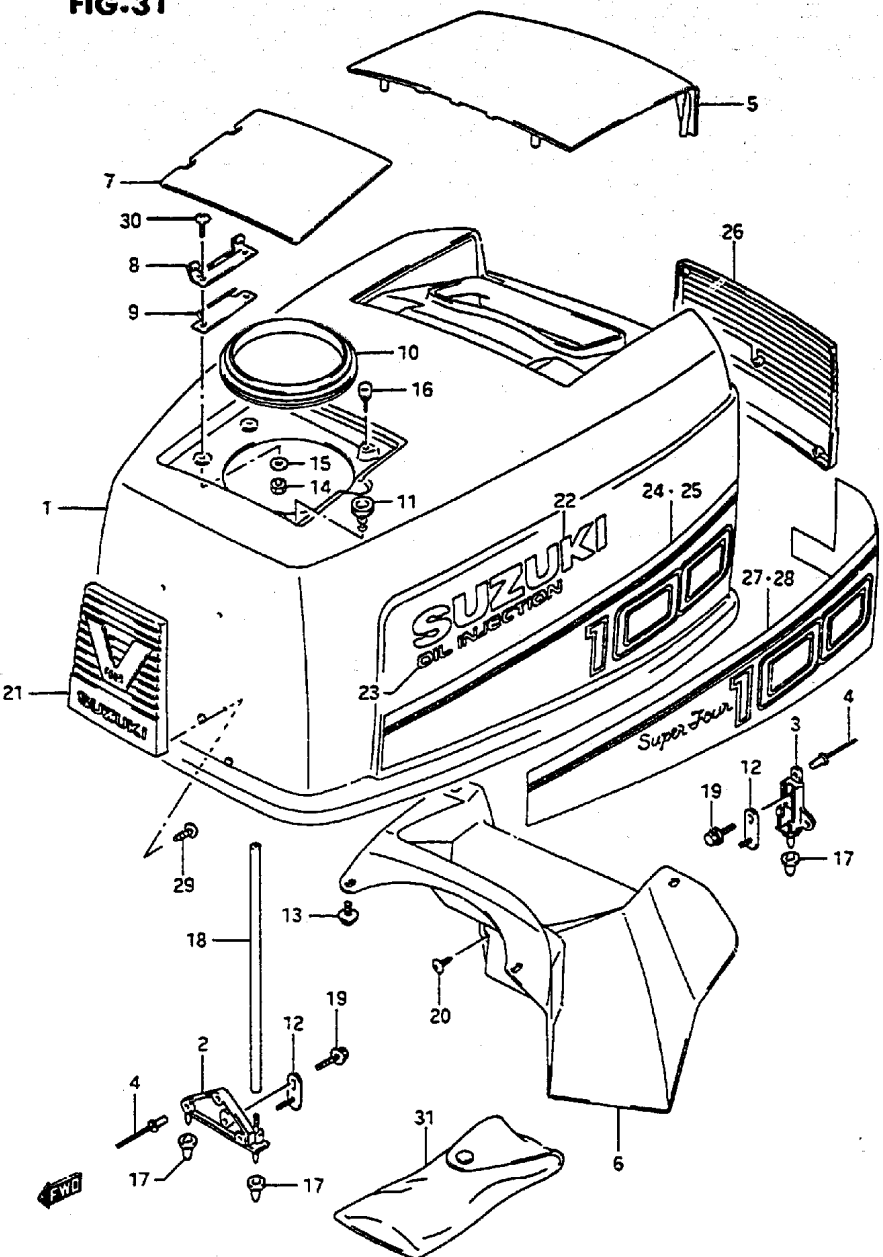
DT90/100 E3

FIG.31

FIG.31 (G-6) ENGINE COVER (DT100 -MODEL:94)

QTY

REMARKS



REF. NO.	PART NO.	DESCRIPTION	QTY	REMARKS
1	61410-87E01-OED	COVER SET, ENGINE	1	
2	61620-87D01	.BRACKET, FASTENER FRONT	1	
3	61644-87D01	.BRACKET, FASTENER REAR	2	
4	09229-04028	.RIVET	9	
5	61431-87D01-OED	.COVER, AIR INTAKE	1	
6	61433-87E00	.COVER, AIR INTAKE INNER	1	
7	61481-87D00-OED	.LID, OIL TANK FILLER	1	
8	61482-94400	.HINGE, OIL FILLER LID	1	
9	61485-94400	.SPRING, OIL FILLER LID	1	
10	61491-87D01	.SEAL, OIL FILLER LID	1	
11	61495-87D00	.DRAIN, ENGINE COVER	1	
12	61610-95514	.FASTENER	3	
13	02162-06167	.BOLT (6X16)	4	
14	09140-05005	.NUT	2	
15	09160-05024	.WASHER	2	
16	09321-05019	.CUSHION	2	
17	09329-10022	.CUSHION	4	
18	09352-50903-600	.HOSE	1	L:600-240
19	01550-06127	.BOLT (6X12)	3	
20	03242-05163	.SCREW	2	
21	61421-87E00-80C	EMBLEM, FRONT	1	FOR OED
22-1	68112-43400-019	MARK, SUZUKI	2	FOR 01T
22-2	61441-95560-764	MARK, SUZUKI	2	FOR OED
23-1	61442-94600-019	MARK, OIL INJECTION	2	FOR 01T
23-2	61442-94600-764	MARK, OIL INJECTION	2	FOR OED

COLOR : OED (GRAY) 80C (291/764)
 01T (WHITE) 70G (764/019)
 019 (BLACK) 291 (BLACK)
 764 (GOLD)

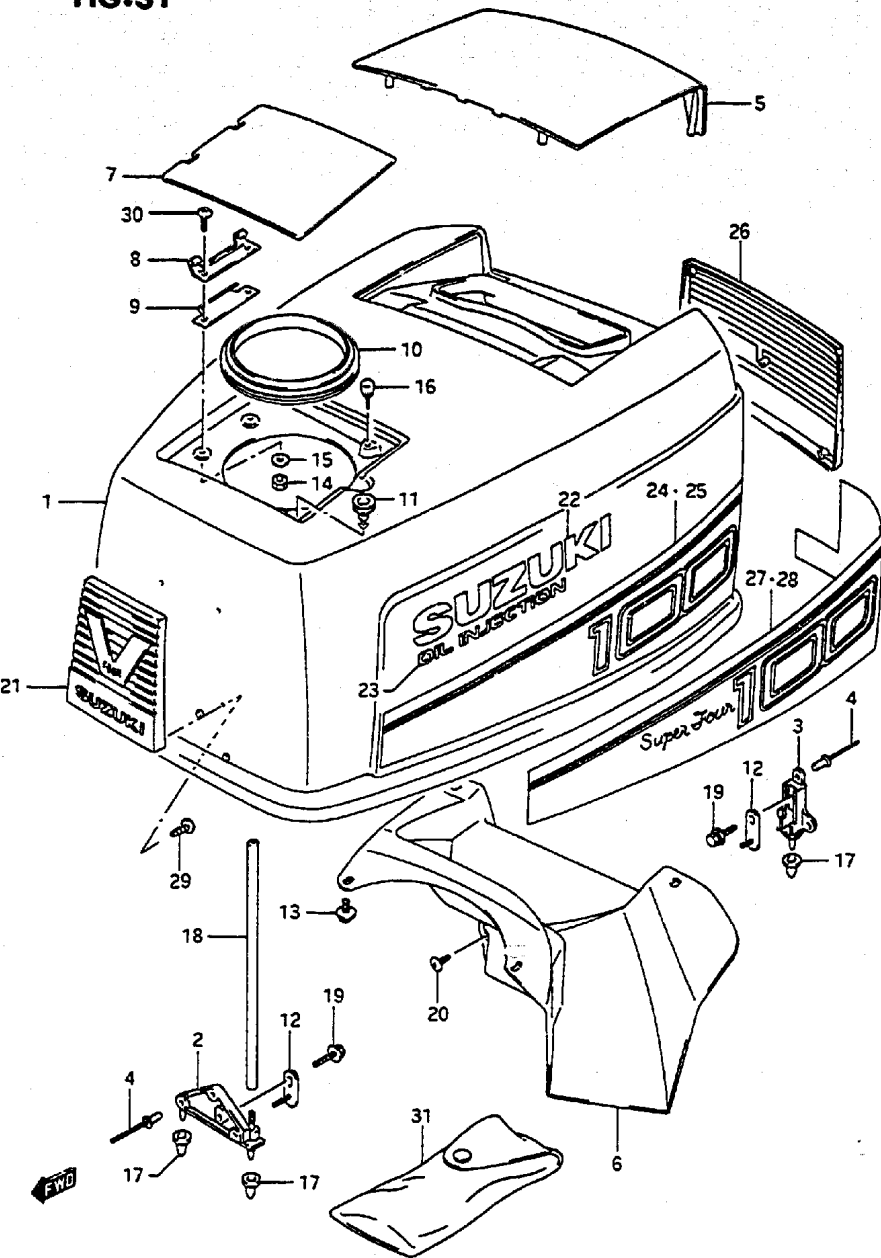
DT90/100 E3

FIG.31

FIG.31 (G- 7) ENGINE COVER (DT100 ~MODEL:94)

Q'TY

REF.NO.	PART NO.	DESCRIPTION	Q'TY	REMARKS
24	61443-87E00-70G	DECAL, STBD	1	FOR OED
25	61453-87E00-70G	DECAL, PORT	1	FOR OED
26	61531-87E01-80C	EMBLEM, REAR	1	FOR OED
27	61443-87E20-70G	DECAL, STBD	1	100S, FOR OED
28	61453-87E20-70G	DECAL, PORT	1	100S, FOR OED
29	03242-05163	SCREW	7	
30	09125-05028	SCREW SET	2	
31	09800-01001	TOOL SET	1	



DT90/100 E3

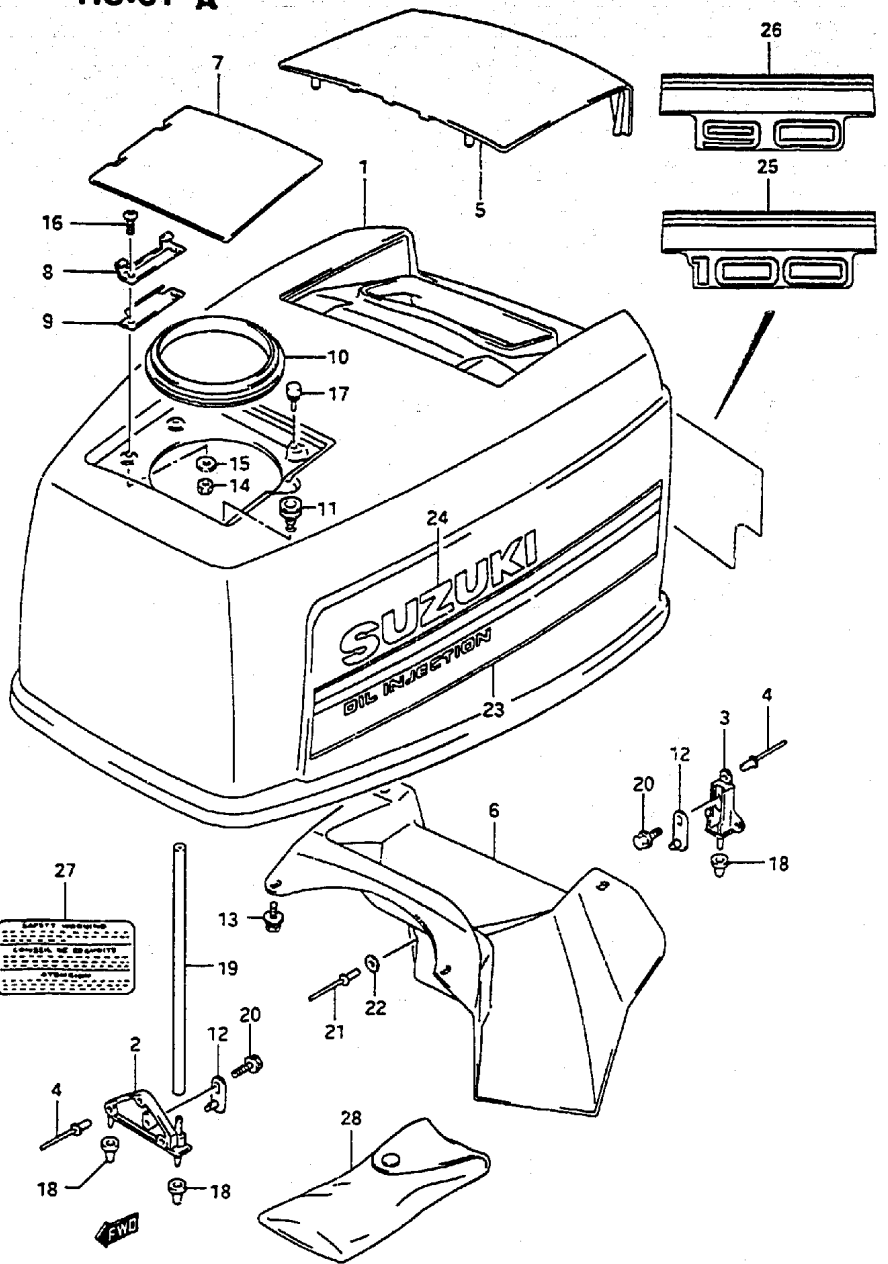
FIG-31 A

FIG.31A(G- 8) ENGINE COVER (DT90/100:MODEL 95-97)

QTY

REMARKS

REF.NO.	PART NO.	DESCRIPTION	QTY	REMARKS
1	61410-87871-OED	COVER SET, ENGINE (GRAY)	1	
2	61621-87D02	.BRACKET, FASTENER FR	1	
3	61644-87D01	.BRACKET, FASTENER RR	2	
4	09229-04028	.RIVET	9	
5	61431-87D01-OED	.COVER, AIR INTAKE (GRAY)	1	
6	61433-87E00	.COVER, AIR INTAKE INNER	1	
7	61481-87D00-OED	.LID, OIL TANK FILLER (GRAY)	1	
8	61482-94400	.HINGE	1	
9	61485-94400	.SPRING, HINGE	1	
10	61491-87D01	.SEAL, OIL TANK FILLER LID	1	
11	61495-87D00	.DRAIN	1	
12	61610-95514	.FASTENER	3	
13	02162-06167	.BOLT	4	
14	09140-05005	.NUT	2	
15	09160-05024	.WASHER	2	
16	09125-05046	.SCREW	2	
17	09321-05019	.CUSHION	2	
18	09329-10022	.CUSHION	4	
19	09352-50903-600	.HOSE	1	L:600→240
20	02162-06127	.BOLT	3	
21	09229-04028	.RIVET	2	
22	08322-01057	.WASHER	2	
23	61440-87E00	.STRIPE SET, ENGINE COVER	1	
24	68111-42031-1RR	.EMBLEM, SUZUKI (GOLD)	2	
25	61463-87E10	DECAL, ENGINE COVER RR	1	DT100
26	61463-87E20	DECAL, ENGINE COVER RR	1	DT90
27	61581-98610	MARK, SAFETY WARNING	1	
28	09800-01001	TOOL SET	1	



DT90/100 E3

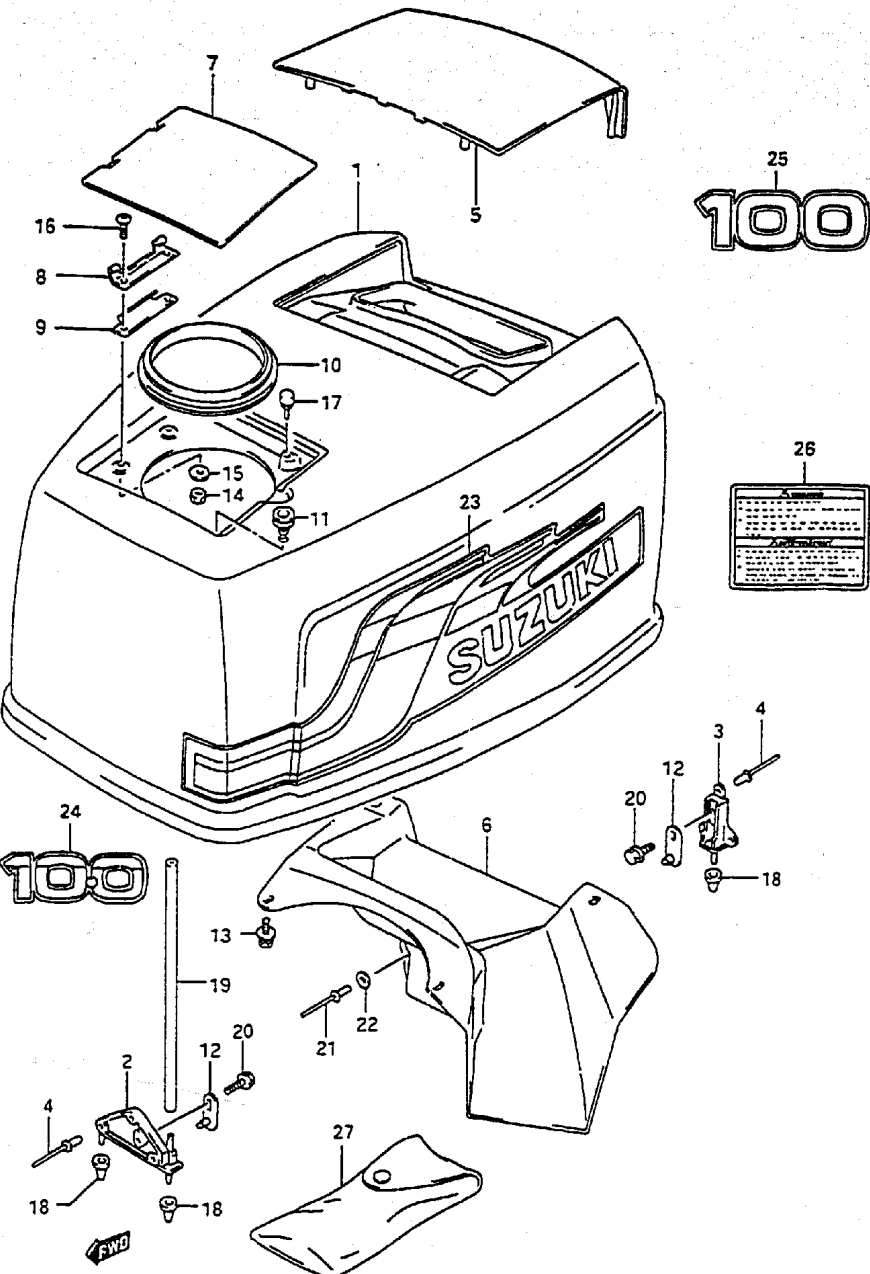
FIG.31B

FIG.31B(G- 9) ENGINE COVER (DT100 MODEL:98,99)

Qty

REMARKS

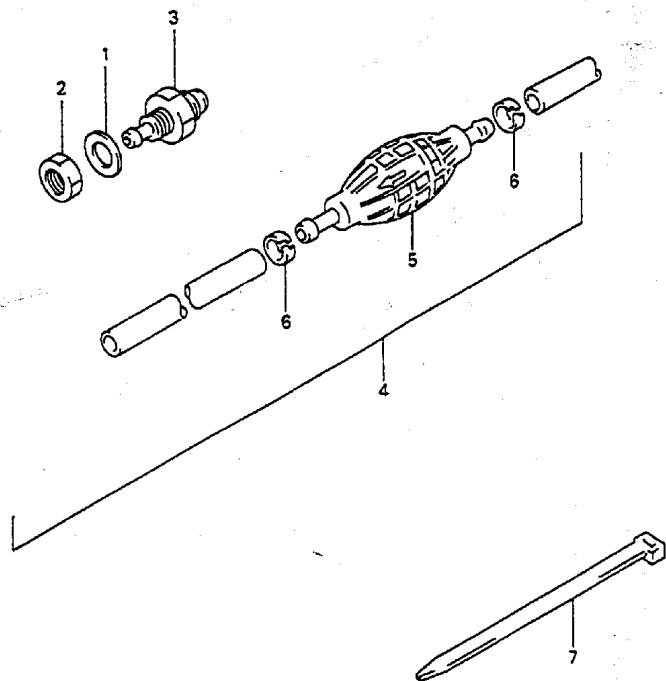
REF.NO.	PART NO.	DESCRIPTION	Qty	REMARKS
1	61400-87800-OED	COVER SET, ENGINE (GRAY)	1	
2	61621-87D02	.BRACKET, FASTENER FR	1	
3	61644-87D01	.BRACKET, FASTENER RR	2	
4	09229-04032	.RIVET	9	
5	61431-87D01-OED	.COVER, AIR INTAKE (GRAY)	1	
6	61433-87E00	.COVER, AIR INTAKE INNER	1	
7	61481-87D00-OED	.LID, OIL TANK FILLER (GRAY)	1	
8	61482-94400	.HINGE	1	
9	61485-94400	.SPRING, HINGE	1	
10	61491-87D01	.SEAL, OIL TANK FILLER LID	1	
11	61495-87D00	.DRAIN	1	
12	61610-95514	.FASTENER	3	
13	02162-06167	.BOLT	4	
14	09140-05005	.NUT	2	
15	09160-05024	.WASHER	2	
16	09125-05046	.SCREW	2	
17	09321-05019	.CUSHION	2	
18	09329-10022	.CUSHION	4	
19	09352-50903-600	.HOSE	1	L:600→240
20	02162-06127	.BOLT	3	
21	09229-04032	.RIVET	2	
22	08322-01057	.WASHER	2	
23-1	61443-87E40	.STRIPE, STBD	1	
23-2	61453-87E40	.STRIPE, PORT	1	
24	61422-87E00	DECAL, ENGINE COVER FR	1	
25	61463-87E30	DECAL, ENGINE COVER RR	1	
26	61581-98610	MARK, SAFETY WARNING	1	
27	09800-01001	TOOL SET	1	



DT90/100 E3

FIG. 32

FIG. 32 (G-10) FUEL HOSE



REF.NO.	PART NO.	DESCRIPTION	QTY	REMARKS
1	08322-01127	WASHER	1	
2	09140-12038	NUT	1	
3	65721-87D00	PLUG, FUEL CONNECTOR	1	
4	65700-87D21	HOSE, FUEL	1	
5	65770-95504	.PUMP, SQUEEZE	1	
6	65781-98500	.CLIP	2	
7	09407-14403	CLAMP, FUEL HOSE	2	

FIG. 33

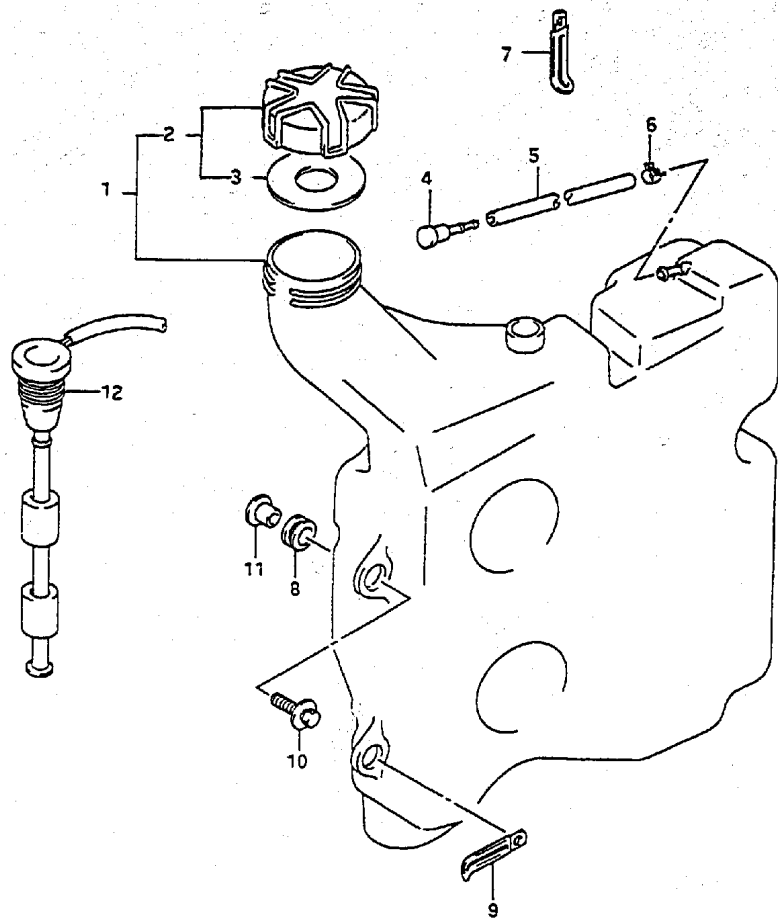


FIG. 33 (G-11) OIL TANK

REF. NO.	PART NO.	DESCRIPTION	QTY	REMARKS
1	69100-87E02	TANK SET, OIL	1	
2	69200-87D05	.CAP ASSY, OIL TANK FILLER	1	
3	69241-87D20	.GASKET	1	
4	69221-94700	.AIR-VENT, OIL TANK	1	
5	09352-50903-600	.HOSE (5X9X600)	1	L:600→250
6-1	09401-08411	.CLIP	1	
6-2	09401-08410	.CLIP	2	MODEL:95-99
7	09404-06432	.CLAMP	1	
8	09320-12027	.CUSHION	4	
9	09404-06432	CLAMP	2	
10	09116-08101	BOLT (8X30)	4	
11	09169-08042	WASHER	4	
12	34860-87E11	SENSOR ASSY, OIL LEVEL	1	

FIG. 34

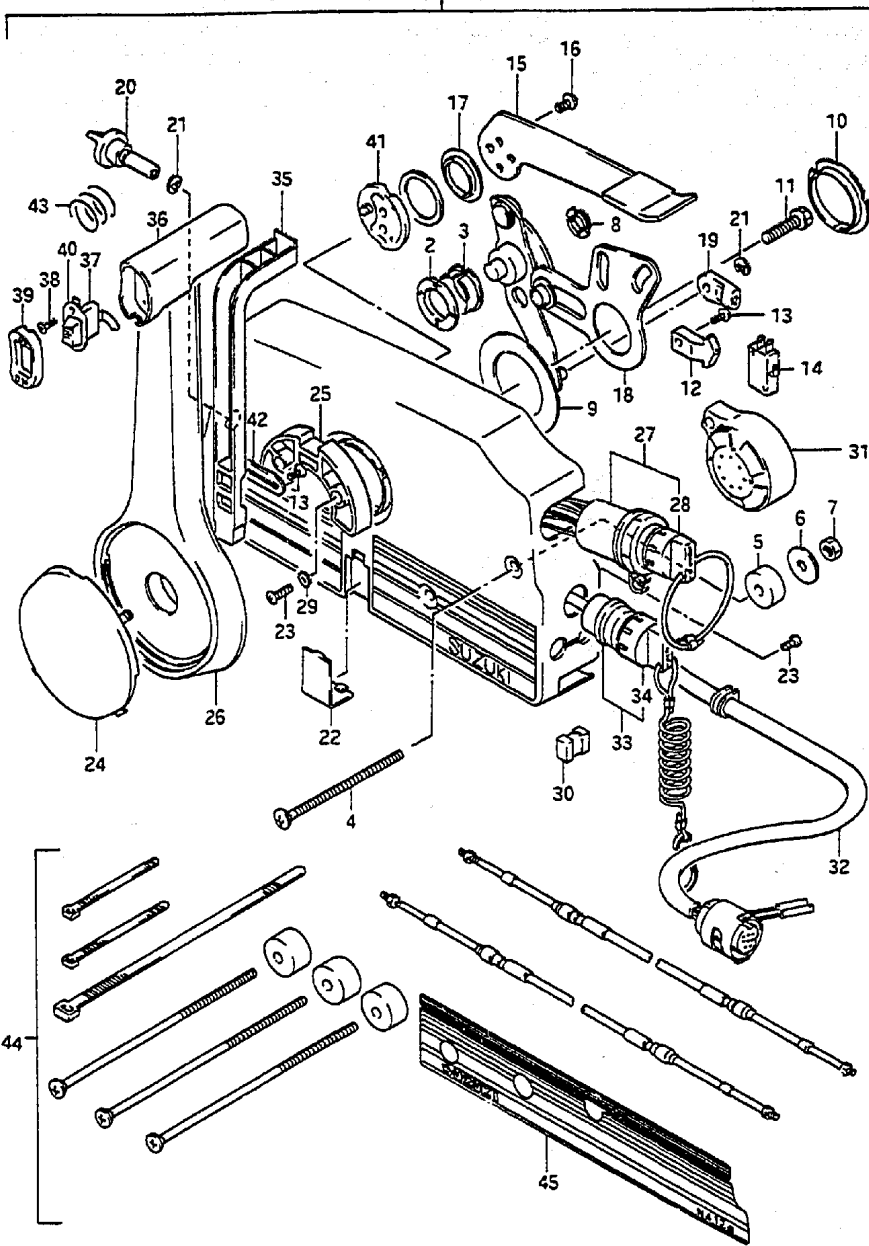


FIG. 34 (H-2) REMOTE CONTROL BOX (-MODEL:92)

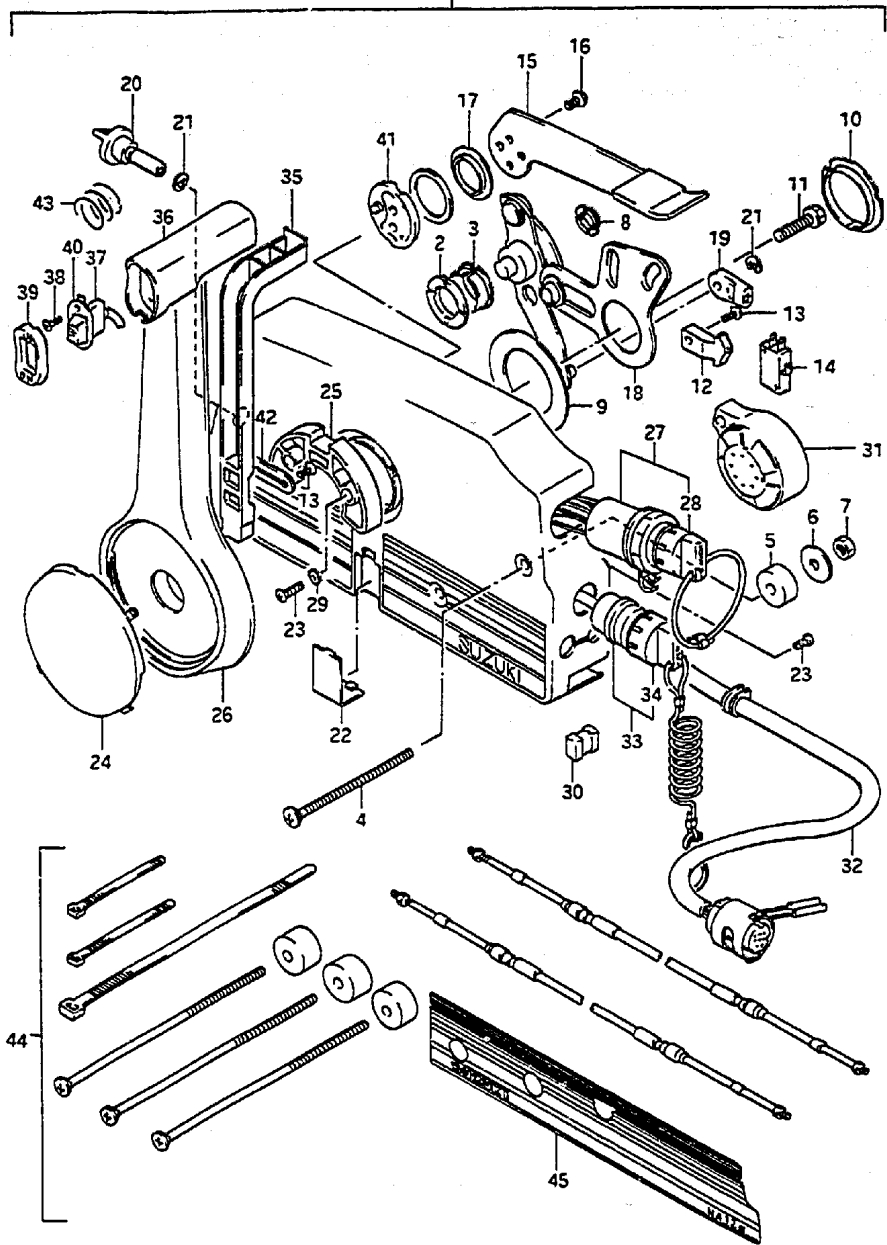
REF.NO.	PART NO.	DESCRIPTION	Q'TY	REMARKS
1	67200-87D12-OED	REMOTE CONTROL BOX ASSY	1	-67200-87D30-OED
2	67232-95600	.BUSH	1	
3	67232-95620	.BUSH	1	
4	67296-95600	.SCREW	3	
5	67294-95600	.SPACER	3	
6	09160-06104	.WASHER	3	
7	09140-06020	.NUT	3	
8	67232-95610	.BUSH	1	
9	67253-95600	.WASHER	1	
10	67252-95600	.BUSH	1	
11	09100-08232	.BOLT	1	
12	67214-95600	.ACTUATOR	1	
13	67296-94300	.SCREW	3	
14	37721-94600	.SWITCH, NEUTRAL	1	
15-1	67241-95680	.LEVER, FREE THROTTLE	1	GRAY
15-2	67241-95600	.LEVER, FREE THROTTLE	1	WHITE
16	09126-05003	.SCREW	2	
17	67243-95600	.BUSH	1	
18	67220-95620	.PLATE ASSY	1	
19	67275-95600	.END, CABLE	2	
20	67223-95600	.KNOB, BRAKE ADJUST	1	
21	67292-94300	.E RING	3	
22-1	67267-95600	.COVER, WIRE	1	BLUE
22-2	67267-95610	.COVER, WIRE	1	BLACK
23	67296-95610	.SCREW	7	
24-1	67257-95600	.CAP, LEVER	1	BLUE
24-2	67257-95610	.CAP, LEVER	1	BLACK
25	67256-95600	.HOLDER, NEUTRAL LOCK	1	

COLOR : OED (GRAY)

REFER TO FIG. 35(H-4) MODEL:93-99

FIG. 34

FIG. 34 (H- 3) REMOTE CONTROL BOX (~MODEL:92)

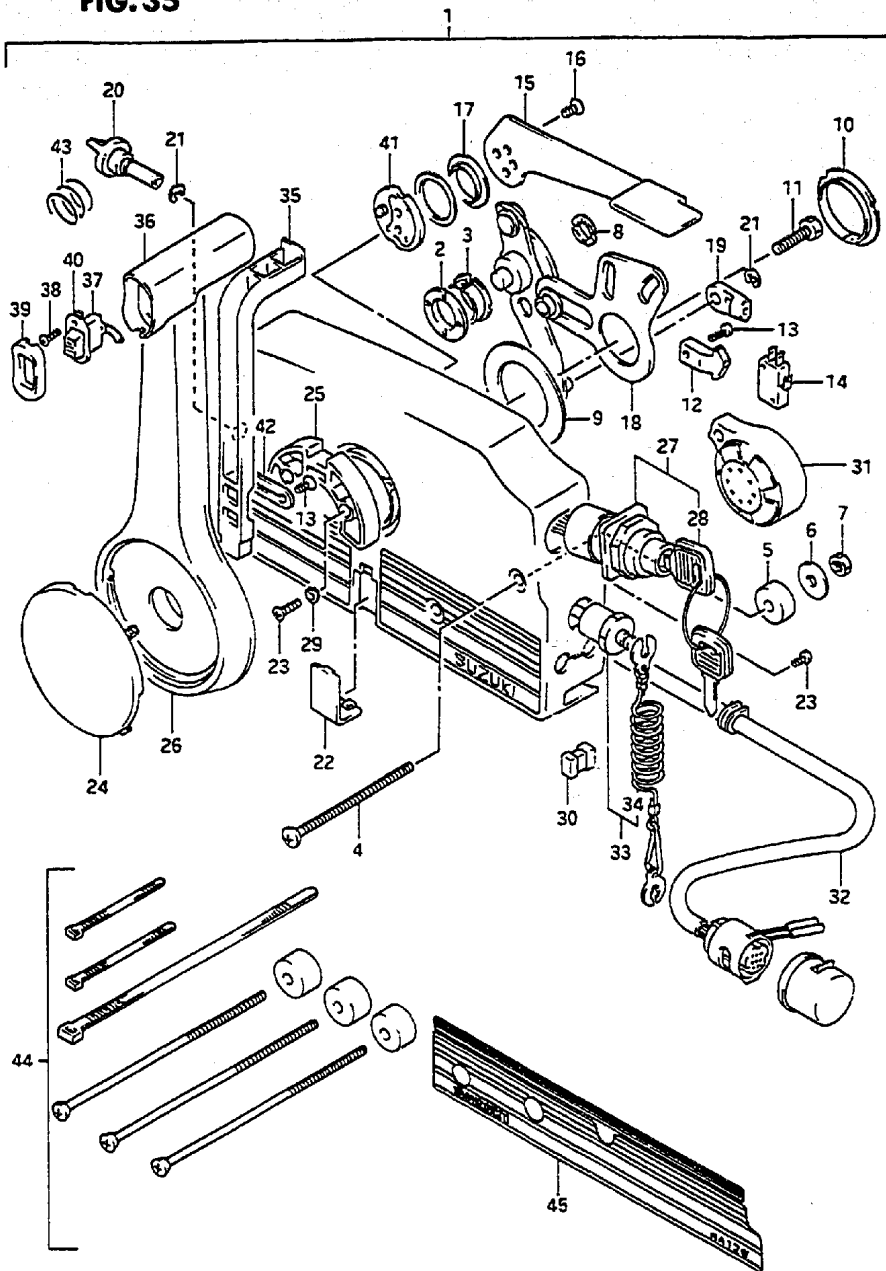


REV.NO.	PART NO.	DESCRIPTION	Q'TY	REMARKS
28-1	67251-95680	.LEVER, HANDLE	1	GRAY
28-2	67251-95600	.LEVER, HANDLE	1	WHITE
27	37110-94611	.SWITCH ASSY, IGNITION	1	->37110-92E00
28-1	37141-94400	..KEY (101)	1	
28-2	37141-94410	..KEY (102)	1	
28-3	37141-94420	..KEY (103)	1	
28-4	37141-94430	..KEY (104)	1	
28-5	37141-94440	..KEY (105)	1	
28-6	37141-94450	..KEY (106)	1	
29	67297-95600	.WASHER	2	
30	67273-95600	.SPACER	1	
31	38500-92X50	.BUZZER	1	
32	36620-92E00	.WIRING HARNESS (L:5000)	1	
33	37820-94404	.SWITCH ASSY, EMARGENCY	1	->37820-92E00
34	37823-94400	..CAP & ROPE	1	
35	67255-95600	.ARM, NEUTRAL LOCK	1	
36	67261-95600	.GRIP	1	
37	37860-94610	.SWITCH, TRIM	1	
38	09139-02003	.SCREW	2	
39	67263-95600	.CAP, GRIP	1	
40	37869-95590	.CAP, TRIM SW	1	
41	67245-95600	.DRUM, FREE THROTTLE	1	
42	67258-87D00	.BRACKET, NEUTRAL ARM	1	
43	67259-87D00	.SPRING, NEUTRAL ARM	1	
44	67140-95600	ATTACHMENT, TWIN REMOCON KIT	1	OPT
45	67282-95610	DECAL, REMOCON BOX PORT	1	OPT, BLACK

DT90/100 E3

FIG. 35

FIG. 35 (H- 4) REMOTE CONTROL BOX (MODEL:93-99)



REF.NO.	PART NO.	DESCRIPTION	Q'TY	REMARKS
1	67200-87D30-OED	REMOTE CONTROL BOX ASSY	1	
2	67232-95600	.BUSH	1	
3	67232-95620	.BUSH	1	
4	67296-95600	.SCREW	3	
5	67294-95600	.SPACER	3	
6	09160-06104	.WASHER	3	
7	09140-06020	.NUT	3	
8	67232-95610	.BUSH	1	
9	67253-95600	.WASHER	1	
10	67252-95600	.BUSH	1	
11	09100-08232	.BOLT	1	
12	67214-95600	.ACTUATOR	1	
13	67296-94300	.SCREW	3	
14	37721-94600	.SWITCH, NEUTRAL	1	
15	67241-95680	.LEVER, FREE THROTTLE	1	GRAY
16	09126-05003	.SCREW	2	
17	67243-95600	.BUSH	1	
18	67220-95620	.PLATE ASSY	1	
19	67275-95600	.END, CABLE	2	
20	67223-95600	.KNOB, BRAKE ADJUST	1	
21	67292-94300	.E RING	3	
22	67267-95610	.COVER, WIRE	1	BLACK
23	67296-95610	.SCREW	7	
24	67257-95610	.CAP, LEVER	1	BLACK
25	67256-95600	.HOLDER, NEUTRAL LOCK	1	
26	67251-95680	.LEVER, HANDLE	1	GRAY
27	37110-92E01	.SWITCH ASSY, IGNITION	1	
28-1	37141-92E00	..KEY (11)	1	
28-2	37141-92E10	..KEY (12)	1	
28-3	37141-92E20	..KEY (13)	1	
28-4	37141-92E30	..KEY (14)	1	
28-5	37141-92E40	..KEY (15)	1	
28-6	37141-92E50	..KEY-(16)	1	

COLOR : OED (GRAY)

DT90/100 E3

FIG. 35

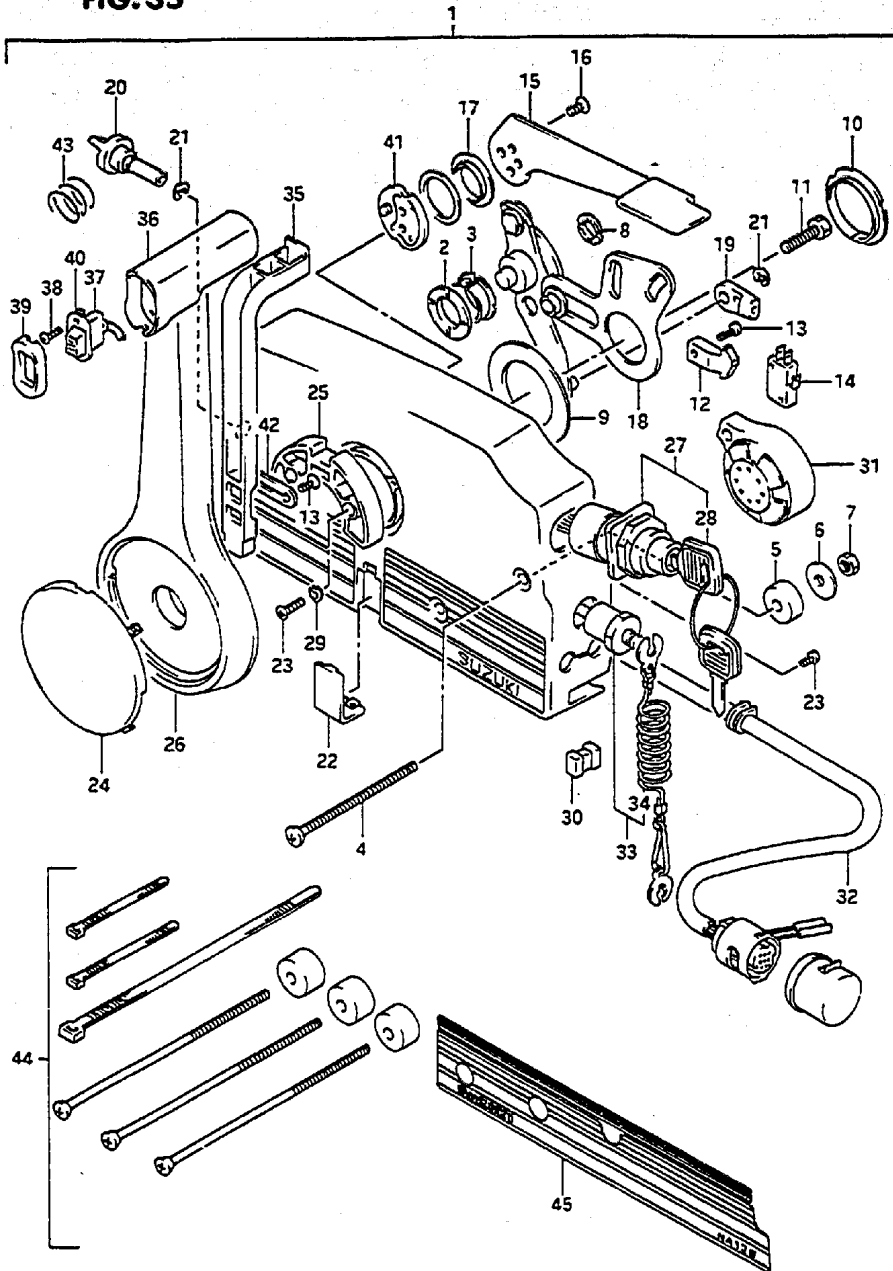
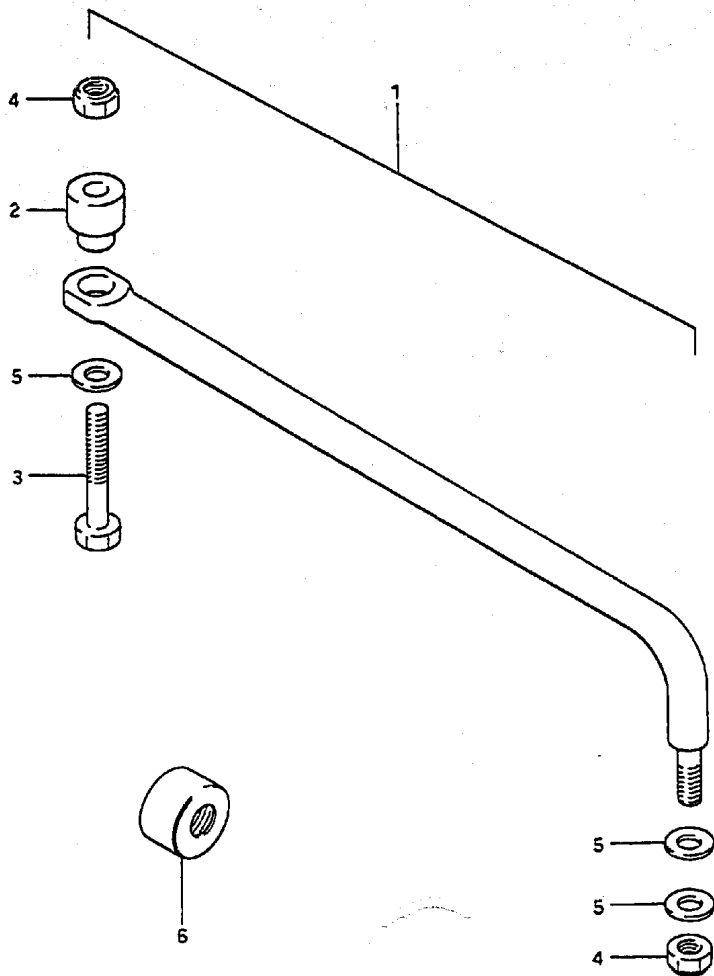


FIG.35 (H- 5) REMOTE CONTROL BOX (MODEL:93-99)

REF.NO.	PART NO.	DESCRIPTION	Q'TY	REMARKS
28-7	37141-92E60	..KEY (17)	1	
28-8	37141-92E70	..KEY (18)	1	
28-9	37141-92E80	..KEY (19)	1	
28-10	37141-92E90	..KEY (20)	1	
29	67297-95600	.WASHER	2	
30	67273-95600	.SPACER	1	
31	38500-92X50	.BUZZER	1	
32	36620-92E00	.WIRING HARNESS (L:5000)	1	
33	37820-92E00	.SWITCH ASSY, EMERGENCY	1	
34	37823-92E00	..PLATE	1	
35	67255-95600	.ARM, NEUTRAL LOCK	1	
36	67261-95600	.GRIP	1	
37	37860-94610	.SWITCH, TRIM	1	
38	09139-02003	.SCREW	2	
39	67263-95600	.CAP, GRIP	1	
40	37869-95590	.CAP, TRIM SW	1	
41	67245-95600	.DRUM, FREE THROTTLE	1	
42	67258-87D00	.BRACKET, NEUTRAL ARM	1	
43	67259-87D00	.SPRING, NEUTRAL ARM	1	
44	67140-95600	ATTACHMENT, TWIN REMOCON KIT	1	OPT
45	67282-95610	DECAL, REMOCON BOX PORT	1	OPT, BLACK

FIG. 36

FIG.36 (H- 6) TIE ROD



REF. NO.	PART NO.	DESCRIPTION	Q'TY	REMARKS
1	67701-87D01	DRAG LINK ASSY	1	
2	67721-94501	.SPACER	1	
3	67725-94501	.BOLT	1	
4	67726-94500	.NUT	2	
5	67728-94501	.WASHER	4	
6	41161-94400	.SEAL, STEERING CABLE	1	

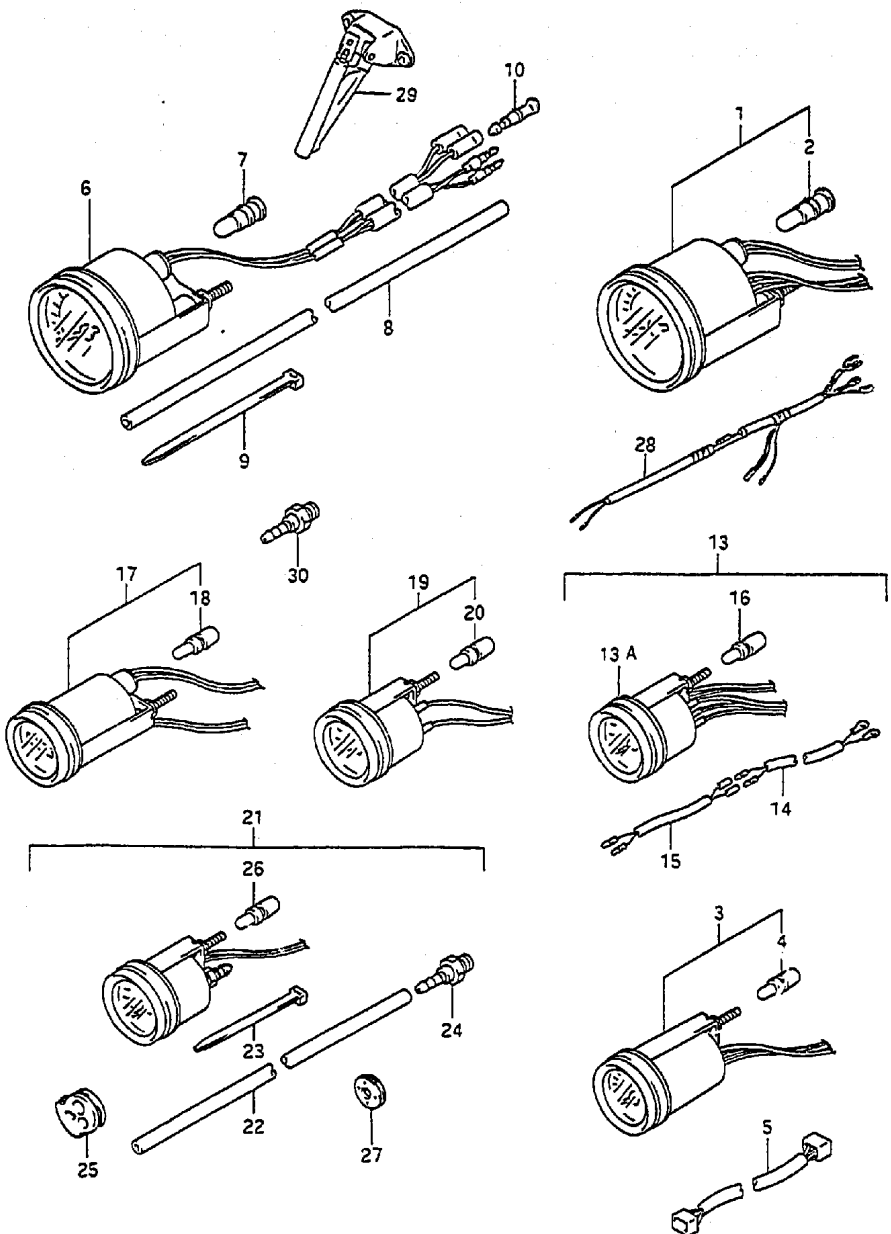
FIG. 37

FIG. 37 (1- 2) OPT:METER

Q'TY

REMARKS

REF.NO.	PART NO.	DESCRIPTION	Q'TY	REMARKS
1	34200-92E02	TACHOMETER	1	STD
2	09471-12179	.BULB	1	
3	34800-92E00	METER ASSY, TRIM	1	
4	09471-12180	.BULB	1	
5	36682-92E00	WIRE, TRIM GAUGE EXT	1	
6-1	34100-92E00	SPEEDOMETER	1	MAX 80M/H
6-2	34100-92E10	SPEEDOMETER	1	MAX 50M/H
7	09471-12179	.BULB	1	
8	34191-92E00	TUBE	1	
9	09407-14407	BAND	2	
10	36615-96300	TERMINAL, RESIN	2	
13	34300-92E00	GAUGE ASSY, FUEL	1	
13A	34320-92E00	.GAUGE, FUEL	1	
14	34310-92E00	.LEAD, FUEL GAUGE	1	
15	34360-92E00	.ADAPTER, FUEL GAUGE	1	
16	09471-12180	.BULB	1	
17	34500-92E00	METER ASSY, HOUR	1	
18	09471-12180	.BULB	1	
19	34600-92E00	METER ASSY, VOLTAGE	1	
20	09471-12180	.BULB	1	
21-1	34650-92E00	GAUGE ASSY, WATER PRESSURE	1	35PSI
21-2	34650-92E10	GAUGE ASSY, WATER PRESSURE	1	15PSI
22	34191-92E00	.TUBE	1	
23	09407-14407	.BAND	2	
24	34652-92E00	.UNION	1	
25	36658-95600	.GROMMET	1	
26	09471-12180	.BULB	1	
27	09320-08028	.GROMMET	1	
28	34109-94500	LEAD, METER EXT	1	
29	34190-87D00	SENDER ASSY, SPEEDOMETER	1	
30	09362-09007	BOLT, WATER PRESSURE	1	



DT90/100 E3

57

FIG. 38

FIG.38 (I- 3) OPT: PANEL SWITCH

QTY

REMARKS

REF.NO.	PART NO.	DESCRIPTION	QTY	REMARKS
1	34804-94600	SENDER SET, TRIM	1	
2	34801-87011	.TRIM SENDER	1	
3	34803-94500	.GROMMET, SENDER LEAD	1	
4	36656-94612	.GROMMET	1	
5	36680-92E00	.WIRE ASSY, TRIM METER EXT	1	
6	36682-92E00	..WIRE, TRIM METER EXT	1	
7	09100-06113	.BOLT, TRIM SENDER (6X16)	2	
8	09404-06432	.CLAMP	1	
9-1	09407-14407	.CLAMP	2	
9-2	09407-14403	.CLAMP	1	
10	37100-92E00	PANEL ASSY, IGNITION SW	1	
11	37139-92E00	.PANEL	1	
12	37803-92E00	PANEL ASSY, EMERGENCY SW	1	
13	37825-92E00	.PANEL	1	
14	37826-92E00	.NUT	1	
15	36990-87000	TERMINAL & SLEEVE SET	1	

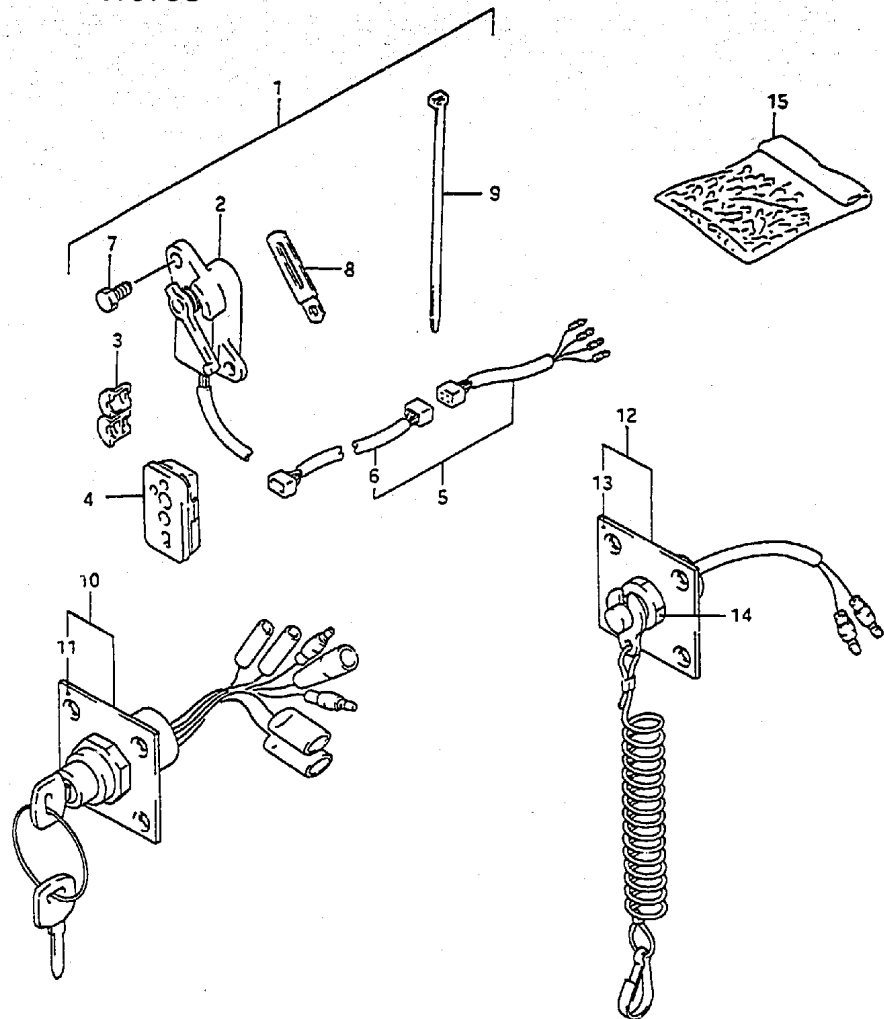


FIG. 39

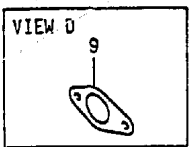
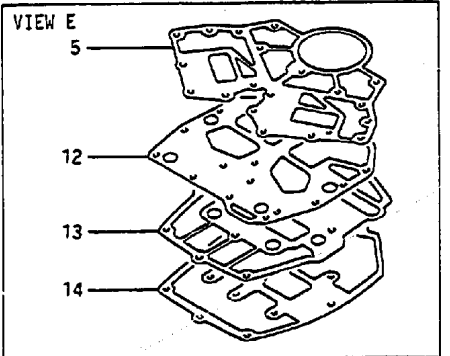
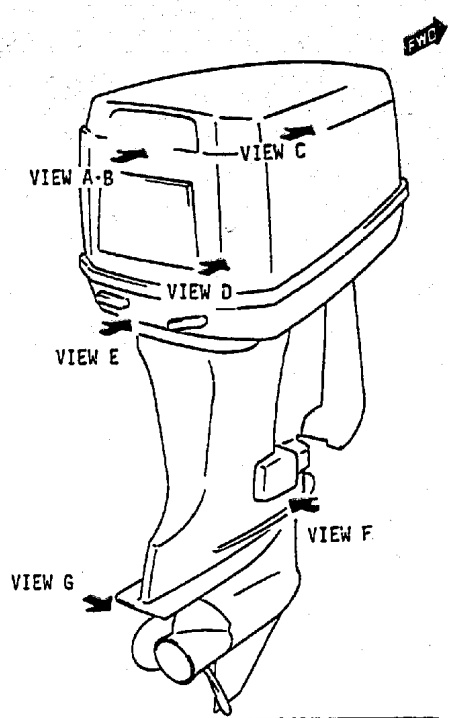
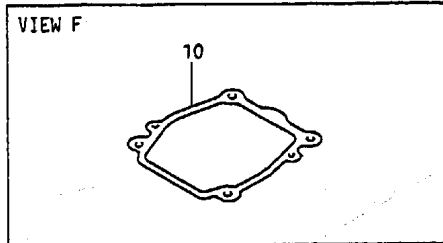
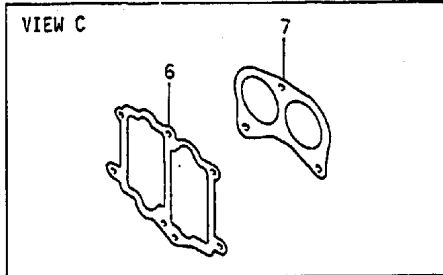
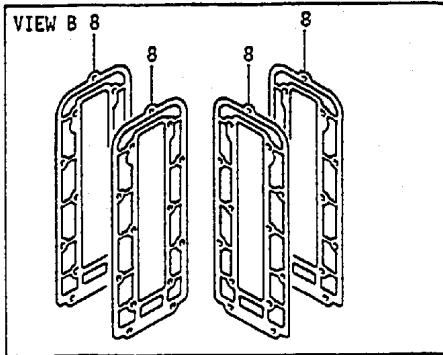
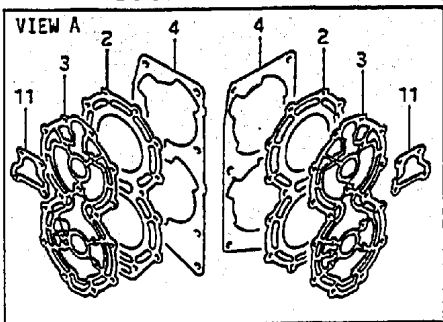


FIG. 39 (I- 4) OPT:GASKET SET

REF. NO.	PART NO.	DESCRIPTION	Q'TY	REMARKS
1	11400-87889	GASKET SET	1	
2	11141-87E20	.GASKET, CYLINDER HEAD	2	
3	11162-87E20	.GASKET, CYLINDER HEAD COVER	2	
4	11228-87E10	.GASKET, CYLINDER	2	
5	11433-87E30	.GASKET, UNDER OIL SEAL HSG	1	
6	13121-87E10	.GASKET, INLET CASE	2	
7	13125-87E00	.GASKET, CARBURETOR	2	
8	14151-87E10	.GASKET, EXHAUST COVER	4	
9-1	16731-95520	.GASKET, OIL PUMP	1	
9-2	16731-95310	.GASKET, OIL PUMP	1	MODEL:96-99
10	17472-87E10	.GASKET, PUMP CASE	1	
11	17685-87D10	.GASKET, THERMOSTAT COVER	2	
12	51211-87E30	.GASKET, ENGINE HOLDER	1	
13	52231-87E30	.GASKET, EXHAUST MANIFOLD	1	
14	52331-87E10	.GASKET, EXHAUST TUBE HSG	1	

FIG. 40

FIG. 40 (1- 5) OPT:HARNESS

REF.NO.	PART NO.	DESCRIPTION	Q'TY	REMARKS
1-1	36660-87D80	WIRE, METER EXT	1	L:2000
1-2	36660-87D90	WIRE, METER EXT	1	L:5000
1-3	36660-87E80	WIRE, METER EXT	1	
1-4	36660-87E90	WIRE, METER EXT	1	
1-5	36660-92E90	WIRE, MONITOR GAUGE EXT	1	MODEL:93-99
2	36630-87D00	HARNESS, METER EXT	1	
3	09308-08011	GROMMET, PRESSURE HOSE	1	

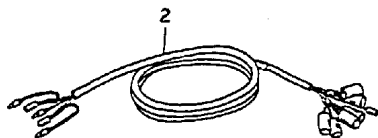
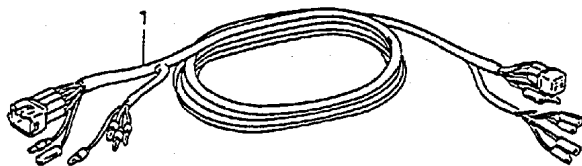


FIG. 41

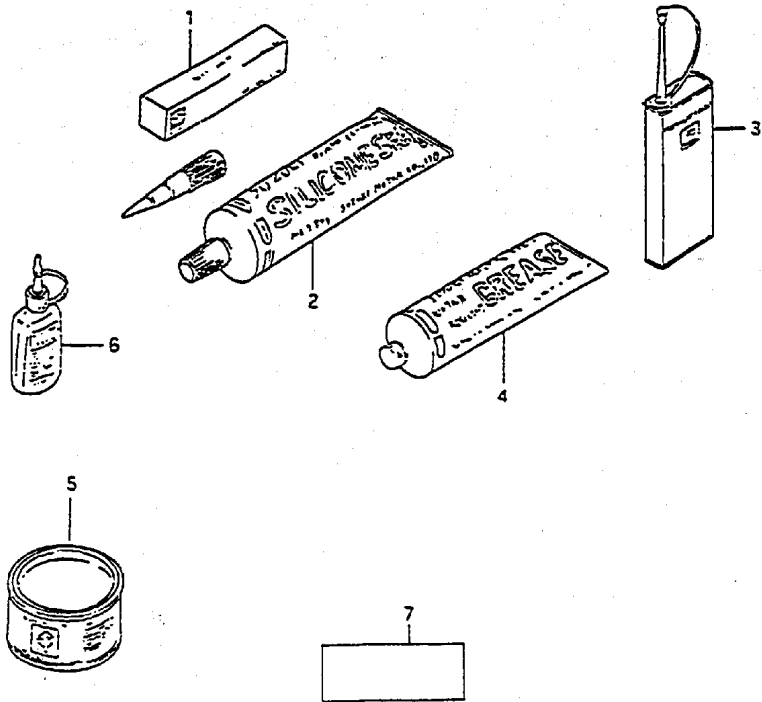


FIG. 41 (I- 6) OPTIONAL

REF. NO.	PART NO.	DESCRIPTION	QTY	REMARKS
1-1	99104-31140	LIQUID GASKET	1	FOR CRANKCASE (1207B)
1-2	99000-31120	SILICONE SEAL	1	50G, FOR GEAR COSE
2	93691-80030	SILICONE SEALANT	1	100G, FOR GEAR CASE
3	99000-32040	CEMENT, THREAD LOCK	1	200G
4	99000-25160	GREASE, WATER RESISTANT	1	250G
5	99000-25010	SUPER GREASE A	1	350G, FOR CRANK OIL SEAL
6-1	99000-32050	THREAD LOCK CEMENT	1	50G (1342)
6-2	99000-32020	THREAD LOCK CEMENT, SUPER	1	50G (1333B)
7-1	99011-87E11-03A	MANUAL, OWNER'S	1	MODEL: 98 NOT SHOWN
7-2	99011-87E12-03A	MANUAL, OWNER'S	1	MODEL: 99 NOT SHOWN